

INNOVATOR ETFS TRUST

INNOVATOR LADDERED ALLOCATION BUFFER ETF™  
 INNOVATOR LADDERED ALLOCATION POWER BUFFER ETF™  
 (each, a “Fund” and collectively, the “Funds”)

SUPPLEMENT TO EACH FUND’S SUMMARY PROSPECTUS, PROSPECTUS AND STATEMENT OF ADDITIONAL INFORMATION  
 DATED FEBRUARY 28, 2024

DATED MARCH 29, 2024

Effective April 1, 2024, the Board of Trustees of the Trust (the “Board”) and Innovator Capital Management, LLC (“Innovator”), as investment adviser of each Fund, have agreed to reduce the unitary management fee paid to Innovator from 0.20% to 0.10%. In connection therewith, the Board and Innovator have approved removing the 0.10% waiver of management fees agreed to by Innovator by terminating the respective expense limitation agreement for each Fund. Accordingly, notwithstanding anything to the contrary in each Fund’s summary prospectus, prospectus or statement of information, each Fund’s summary prospectus, prospectus and statement of additional information are revised in the manner set forth below.

1. Summary Prospectus and Prospectus – Fees and Expenses of the Fund and Example

The disclosure set forth in the sections entitled “Fees and Expenses of the Fund” and “Example” for each Fund’s prospectus and summary prospectus is deleted in its entirety and replaced with the following:

**FEES AND EXPENSES OF THE FUND**

This table describes the fees and expenses that you may pay if you buy, hold, and sell shares of the Fund (“Shares”). **You may pay other fees, such as brokerage commissions and other fees to financial intermediaries, which are not reflected in the table and example below.**

**Annual Fund Operating Expenses (expenses that you pay each year as a percentage of the value of your investment)**

Management Fees	0.10%
Distribution and Service (12b-1) Fees	0.00%
Other Expenses	0.00%
Acquired Fund Fees and Expenses	0.79%
<b>Total Annual Fund Operating Expenses</b>	<b>0.89%</b>

**EXAMPLE**

This example is intended to help you compare the cost of investing in the Fund with the cost of investing in other funds. This example assumes that you invest \$10,000 in the Fund for the time periods indicated and then sell all of your Shares at the end of those periods. The example also assumes that your investment has a 5% return each year and that the Fund’s operating expenses remain at current levels. This example does not include the brokerage commissions that Fund shareholders may pay to buy and sell Shares.

Although your actual costs may be higher or lower, your costs, based on these assumptions, would be:	<b>1 Year</b>	<b>3 Years</b>	<b>5 Years</b>	<b>10 Years</b>
	\$91	\$284	\$493	\$1,096

2. Prospectus – Management of the Fund – Management Fee

The disclosure in the first and second paragraphs of the section entitled “Management of the Fund – Management Fee” in each Fund’s prospectus are deleted in their entirety and replaced with the following:

Pursuant to an amendment to the investment advisory agreement between Innovator and the Trust, on behalf of the Fund (the “*Investment Management Agreement*”), the Fund has agreed to pay an annual unitary management fee to Innovator in an amount equal to 0.10% of its average daily net assets. This unitary management fee is designed to pay the Fund’s expenses and to compensate Innovator for the services it provides to the Fund. Out of the unitary management fee, Innovator pays substantially all expenses of the Fund, including the cost of transfer agency, custody, fund administration, legal, audit and other service and license fees. However, Innovator is not responsible for distribution and service fees payable pursuant to a Rule 12b-1 plan, if any, brokerage commissions and other expenses connected with the execution of portfolio transactions, taxes, interest, and extraordinary expenses.

In connection with the change in the Index that the Fund seeks to track, on August 11, 2020 the annual unitary management fee that the Fund paid to Innovator was reduced from 0.49% to 0.20% of the Fund’s average daily net assets. Additionally, the annual unitary management fee that the Fund pays to Innovator was reduced from 0.20% to 0.10% effective April 1, 2024, in connection with the removal of Innovator’s agreement to waive 0.10% of management fees.

2. Statement of Additional Information – Investment Adviser and Other Service Providers

The disclosure in the table and sixth paragraph of the section entitled “Investment Adviser and Other Service Providers – Investment Adviser” of the Funds’ Statement of Additional Information are deleted in their entirety and replaced with the following:

---

Innovator IBD <sup>®</sup> Breakout Opportunities ETF	0.80%
Innovator Laddered Allocation Buffer ETF <sup>™</sup>	0.10%
Innovator Laddered Allocation Power Buffer ETF <sup>™</sup>	0.10%
Innovator Deepwater Frontier Tech ETF	0.70%
Innovator S&P Investment Grade Preferred ETF	0.47%
Innovator Gradient Tactical Rotation Strategy ETF	0.80%

---

PLEASE KEEP THIS SUPPLEMENT WITH YOUR SUMMARY PROSPECTUS, PROSPECTUS AND STATEMENT OF ADDITIONAL INFORMATION FOR FUTURE REFERENCE

---

# Prospectus

## Innovator Laddered Allocation Buffer ETF™

(Cboe BZX — BUFB)



# INNOVATOR

February 28, 2024

Innovator Laddered Allocation Buffer ETF™ (the “*Fund*”) is a series of Innovator ETFs Trust (the “*Trust*”) and an exchange-traded index fund. The Fund lists and principally trades its shares on Cboe BZX Exchange, Inc. (“*Cboe BZX*” or the “*Exchange*”). Market prices may differ to some degree from the net asset value of shares of the Fund (“*Shares*”). Unlike mutual funds, the Fund issues and redeems Shares at net asset value only in large blocks of Shares called “creation units.” The Fund is a series of the Trust and is a passively managed exchange-traded fund organized as a separate series of a registered management investment company.

**The U.S. Securities and Exchange Commission (“SEC”) has not approved or disapproved these securities or passed upon the accuracy or adequacy of this prospectus. Any representation to the contrary is a criminal offense.**

## TABLE OF CONTENTS

Summary Information.....	1
Additional Information About the Fund's Principal Investment Strategies .....	17
Fund Investments .....	20
Additional Risks of Investing in the Fund .....	20
Management of the Fund .....	30
How to Buy and Sell Shares .....	32
Dividends, Distributions and Taxes.....	34
Distributor .....	38
Net Asset Value .....	38
Disclaimers .....	40
Fund Service Providers .....	41
Premium/Discount Information .....	41
Investments by Other Investment Companies.....	41
Financial Highlights.....	42

## INNOVATOR LADDERED ALLOCATION BUFFER ETF™

### INVESTMENT OBJECTIVE

The Fund seeks investment results that generally correspond (before fees and expenses) to the performance of the MerQube U.S. Large Cap Equity Buffer Laddered Index (the “*Index*”).

### FEES AND EXPENSES OF THE FUND

This table describes the fees and expenses that you may pay if you buy, hold, and sell shares of the Fund (“*Shares*”). **You may pay other fees, such as brokerage commissions and other fees to financial intermediaries, which are not reflected in the table and example below.**

#### Annual Fund Operating Expenses (expenses that you pay each year as a percentage of the value of your investment)

Management Fees	0.20%
Distribution and Service (12b-1) Fees	0.00%
Other Expenses	0.00%
Acquired Fund Fees and Expenses	0.79%
Total Annual Fund Operating Expenses	0.99%
Fee Waiver <sup>(1)</sup>	(0.10)%
Total Annual Fund Operating Expenses After Fee Waiver	0.89%

- (1) Innovator Capital Management, LLC, the Fund’s investment adviser, has agreed to waive management fees of 0.10% of average daily net assets until June 30, 2024. The waiver may be terminated by action of the Board of Trustees of the Trust at any time upon 60 days’ written notice by the Trust, on behalf of the Fund, or by the Fund’s investment adviser on or after June 30, 2024.

### EXAMPLE

This example is intended to help you compare the cost of investing in the Fund with the cost of investing in other funds. This example assumes that you invest \$10,000 in the Fund for the time periods indicated and then sell all of your Shares at the end of those periods. The example also assumes that your investment has a 5% return each year and that the Fund’s operating expenses remain at current levels. This example does not include the brokerage commissions that Fund shareholders may pay to buy and sell Shares.

	1 Year	3 Years	5 Years	10 Years
Although your actual costs may be higher or lower, your costs, based on these assumptions, would be:	\$91	\$305	\$537	\$1,204

### *Portfolio Turnover*

The Fund pays transaction costs, such as commissions, when it purchases and sells securities (or “turns over” its portfolio). A higher portfolio turnover rate may indicate higher transaction costs and may result in higher taxes when Shares are held in a taxable account. These costs, which are not reflected in Total Annual Fund Operating Expenses or in the example, may affect the Fund’s performance. During the fiscal year ended October 31, 2023, the Fund’s portfolio turnover rate was 1% of the average value of its portfolio.

## PRINCIPAL INVESTMENT STRATEGIES

The Fund will invest at least 80% of its net assets (including investment borrowing) in the exchange-traded funds (“*ETFs*”) that comprise the Index. The Fund, using an indexing investment approach, seeks investment results that generally correspond, before fees and expenses, to the performance of the Index. The Index provider, MerQube, Inc. (“*MerQube*” or the “*Index Provider*”), compiles, maintains and calculates the Index.

The Index is composed of the shares of twelve Innovator U.S. Equity Buffer ETFs (each, an “*Underlying ETF*,” and together, the “*Underlying ETFs*”). The Fund, in accordance with the Index, will be continuously invested in each of the Underlying ETFs and will rebalance semi-annually by purchasing and selling the Underlying ETFs to equally weight the Underlying ETFs. As further described below, each Underlying ETF seeks to provide a defined outcome based upon the price performance of the SPDR® S&P 500® ETF Trust (“*SPY*”) over the course of an approximately one-year time period (each, an “*Outcome Period*”) that begins on the first day of the month indicated in the Underlying ETF’s name. Each Underlying ETF seeks to provide returns that match the price return of SPY up to a capped amount for an applicable Outcome Period (a “*Cap*”) and a measure of downside protection from losses experienced by the price returns of SPY for such Outcome Period (*i.e.*, a “*buffer*”).

The Index seeks to provide “laddered” investing in the Underlying ETFs. Laddered investing refers to investments in several similar securities that have different reset dates, with the goal of mitigating timing risks associated with investing in a single investment. The laddered approach of the Index is designed to help offset the timing risks inherent in the purchase of shares of a single Underlying ETF. Each Underlying ETF that comprises the Index seeks to provide outcomes with a specified Cap and buffer based upon the price return of SPY, but only for the duration of an entire Outcome Period. These outcomes may only be realized by holding shares of the Underlying ETF on the first day of its Outcome Period and continuing to hold them on the last day of its Outcome Period. Purchasing or selling shares of an Underlying ETF after an Outcome Period has begun may result in investment returns very different from those that the Underlying ETF seeks to provide for an entire Outcome Period. At any given point during an Outcome Period, an Underlying ETF may have more or less upside available to its respective Cap or more or less ability to benefit from its buffer when compared to the beginning of its Outcome Period. As a result of the performance of an Underlying ETF during its Outcome Period, once an Outcome Period has begun an investor that purchases shares of a single Underlying ETF may have little or no upside available to them for the remainder of the Outcome Period (because the Underlying ETF’s share price has increased to a level near its Cap) or little or no ability to benefit from a buffer (because the Underlying ETF’s share price has decreased in value by more than the downside protection). The Fund, in accordance with the Index, will typically buy an Underlying ETF on days other than the first day of its respective Outcome Period and sell an Underlying ETF on days other than the last day of its respective Outcome Period. However, by owning each of the Underlying ETFs at all times, the Fund will have a diversified exposure to the respective Caps and buffer that are available for each of the Underlying ETFs. An investment in the Fund allows a shareholder to participate in the outcomes of each Underlying ETF without undertaking any additional purchases or sales.

As indicated in the chart below, each month, one Underlying ETF concludes its one-year Outcome Period, and subsequently “rolls” into another one-year Outcome Period, refreshing its buffer level and resetting its Cap for another twelve months. This process repeats monthly, with the Index participating in a rolling set of Caps and buffer.

Innovator U.S. Equity Buffer ETFs™												
	BJAN	BFEB	BMAR	BAPR	BMAY	BJUN	BJUL	BAUG	BSEP	BOCT	BNOV	BDEC
January	ROLL											
February		ROLL										
March			ROLL									
April				ROLL								
May					ROLL							
June						ROLL						
July							ROLL					
August								ROLL				
September									ROLL			
October										ROLL		
November											ROLL	
December												ROLL

With the laddered investment approach, the Fund will continue to have the potential to increase in a market environment where the value of SPY is steadily increasing, as it is likely that at least one of the Underlying ETFs will have performance capacity because it will have reset its Cap within the past month. In addition, the Fund will have the potential to derive benefit from a buffer in a market environment where SPY is steadily decreasing, as is it is likely that at least one of the Underlying ETFs will have a buffer against losses because it will have reset its buffer within the past month.

**However, the Fund may not benefit from the Cap or buffer of an Underlying ETF. It is possible that all of the Underlying ETFs will have exceeded its respective Cap or that none of the Underlying ETFs will have a buffer against losses relative to their respective Outcome Periods. Such circumstance may continue until the beginning of the next month, at which point an Underlying ETF resets its buffer protection level and applicable Cap. In addition, for any given time period, the performance available for any single or group of Underlying ETF may exceed the exposures to Caps that the Fund has in owning all of the Underlying Funds. Similarly, for any given time period, the potential for a buffer against losses may be greater when owning a single or group of Underlying ETF that has more ability to benefit from a buffer than the buffer available by owning all of the Underlying ETFs. See “Risks – Fund-of-Funds Risk”.**

The Underlying ETFs each utilize a defined outcome investing strategy. Defined outcome strategies seek to produce pre-determined investment outcomes based upon the performance of an underlying security or index. **The Fund is a “fund-of-funds” and does not itself pursue a defined outcome strategy.** The shares of the twelve ETFs comprising the Index are set forth below:

1. Innovator U.S. Equity Buffer ETF™ — January (BJAN)
2. Innovator U.S. Equity Buffer ETF™ — February (BFEB)
3. Innovator U.S. Equity Buffer ETF™ — March (BMAR)
4. Innovator U.S. Equity Buffer ETF™ — April (BAPR)
5. Innovator U.S. Equity Buffer ETF™ — May (BMAY)
6. Innovator U.S. Equity Buffer ETF™ — June (BJUN)
7. Innovator U.S. Equity Buffer ETF™ — July (BJUL)
8. Innovator U.S. Equity Buffer ETF™ — August (BAUG)
9. Innovator U.S. Equity Buffer ETF™ — September (BSEP)
10. Innovator U.S. Equity Buffer ETF™ — October (BOCT)
11. Innovator U.S. Equity Buffer ETF™ — November (BNOV)
12. Innovator U.S. Equity Buffer ETF™ — December (BDEC)

Each Underlying ETF invests substantially all of its assets in FLEXible EXchange® Options (“*FLEX Options*”) that reference SPY. Each Underlying ETF seeks to provide an outcome that is based upon the performance of SPY over the course of an approximately one-year time period that begins on the first day of the month indicated in the Underlying ETF’s name when the fund enters into its FLEX Option positions and ends on the market’s closure on the last day of the month immediately preceding the month indicated its name when those FLEX Options expire. For each Underlying ETF, the applicable Outcome Period has an upside return Cap that represents the maximum percentage return a Fund shareholder can achieve from an investment in the Underlying ETF for the Outcome Period and a buffer of 9% of losses. Each Underlying ETF’s Cap may vary. Each Cap is dependent on prevailing market conditions, especially then current interest rates and market volatility, at the times each Underlying ETF enters into its FLEX Options contracts.

The Index was created on January 25, 2022. On its inception date, the Index was equally allocated to shares of the twelve, monthly Underlying ETFs. The Index is reconstituted and rebalanced on a semi-annual basis. The Index will be scheduled to rebalance and reconstitute its portfolio securities on the third Wednesday of April and October each year. On each semi-annual rebalance date the Index will re-allocate its portfolio to invest in the Underlying ETFs equally, such that each Underlying ETF will constitute 1/12 of the Index portfolio. The Fund will purchase and sell Underlying ETFs in accordance with these scheduled rebalances. The Index’s semi-annual



rebalance and reconstitution schedule may cause the Fund to experience a higher rate of portfolio turnover. Frequent turnover of the Fund's portfolio securities may negatively affect the Fund's performance because the Fund may pay higher levels of transaction costs and generate greater tax liabilities for shareholders. The amount of an individual Underlying ETF in the Fund will vary after its semi-annual rebalance date and therefore the percentage of Underlying ETFs held by the Fund may be dependent on its proximity to the Index's rebalance date.

The section entitled "Additional Information About the Fund's Principal Investment Strategies" contains additional information relating to the Underlying ETFs and graphics designed to illustrate the outcomes sought by the Underlying ETFs based upon the hypothetical performance of SPY.

Innovator Capital Management, LLC, the investment adviser to the Fund and the Underlying ETFs ("*Innovator*" or the "*Adviser*"), maintains a webpage for the Fund and each Underlying ETF that provides current information relating to the Underlying ETF's sought-after outcomes, including the performance of SPY since the beginning of the Outcome Period, the Underlying ETF's net asset value ("*NAV*"), the amount of investment gains possible until the Underlying ETF reaches the Cap, and the amount of buffer remaining. The address for each Underlying ETF's webpage is set forth in the section entitled "Additional Information About the Fund's Principal Investment Strategies." These webpages will not only allow a prospective Fund shareholder to find current information about each Underlying ETF's progress through its Outcome Period, but it also provides links to each Underlying ETF's prospectus and statement of additional information, which describe the principal investment strategies and principal risks of each Underlying ETF in much greater detail. **Prospective Fund shareholders are encouraged to visit one or more of these webpages and read the prospectus and statement of additional information of the Underlying ETFs before investing in an either an Underlying ETF or the Fund.**

The Fund is classified as "non-diversified" under the Investment Company Act of 1940, as amended (the "*1940 Act*"). To the extent the Index concentrates (*i.e.*, holds 25% or more of its total assets) in the securities of a particular industry or group of industries, the Fund concentrates its investments to approximately the same extent.

## **PRINCIPAL RISKS**

You could lose money by investing in the Fund. An investment in the Fund is not a deposit of a bank and is not insured or guaranteed by the Federal Deposit Insurance Corporation or any other governmental agency. There can be no assurance that the Fund's investment objective will be achieved. The order of the risk factors set forth below does not indicate the significance of any particular risk factor.

**Fund-of-Funds Risk.** Shareholders of the Fund will experience investment returns that are different than the investment returns provided by an Underlying ETF. The Fund does not itself pursue a defined outcome strategy, nor does the Fund itself provide a defined buffer against SPY losses. Because the Fund will typically not purchase an Underlying ETF on the first day of an Outcome Period, it is not likely that the stated outcome of the Underlying ETF will be realized by the Fund. The Fund will be continuously exposed to the investment profiles of each of the Underlying ETFs during their respective Outcome Periods. A purchaser of Shares will, therefore, have exposure to Underlying ETFs with differing profiles in terms of its upside performance

availability to its Cap and potential for downside protection to its buffer. The Fund may invest in an Underlying ETF at times when the Underlying ETF is experiencing little or no benefit to its Cap or buffer. The Fund, with its aggregate exposure to each of the Underlying ETFs and its respective defined outcome profiles, may have investment returns that are inferior to that of any single Underlying ETF or group of Underlying ETFs over any given time period.

In between the semi-annual rebalance period of the Index, because the Fund is not equally weighted on a continuous basis, the Fund may be exposed to one or more Underlying ETFs disproportionately when compared to other Underlying ETFs. In such circumstances, the Fund will be subject to the over-weighted performance of such Underlying ETF.

As a shareholder in other ETFs, the Fund bears its proportionate share of each ETF's expenses, subjecting Fund shareholders to duplicative expenses.

**Underlying ETF Risk.** While the Underlying ETFs seek to provide certain investment outcomes, there is no guarantee that they will successfully do so. Because the Fund's value is based on the value of the Underlying ETF's, the Fund's investment performance largely depends on the investment performance and associated risks of the Underlying ETFs. The Underlying ETFs are subject to many of the same structural risks as the Fund that are described in more detail herein, such as Authorized Participant Concentration Risk, Fluctuation of Net Asset Value Risk, Market Maker Risk, Market Risk, Operational Risk and Trading Issues Risk. However, the risks of investing in an ETF also include the risks associated with the underlying investments held by the Underlying ETFs. As such, the Fund may be subject to the following risks as a result of its investments in the Underlying ETFs:

**Buffered Loss Risk.** There can be no guarantee that an Underlying ETF will be successful in its strategy to provide buffer protection against SPY losses if SPY decreases over the Outcome Period by 9% or less. A shareholder may lose their entire investment. An Underlying ETF's strategy seeks to deliver returns that match SPY (up to the Cap), while limiting downside losses, if shares are bought on the day on which the Underlying ETF enters into the FLEX Options and held until those FLEX Options expire at the end of each Outcome Period. Since the Fund purchases shares of an Underlying ETF after the date on which the FLEX Options were entered into or sells shares of the Underlying ETF prior to the expiration of the FLEX Options, the buffer that the Underlying ETF seeks to provide may not be available. The Underlying ETFs do not provide principal protection or non-principal protection and the Fund, and therefore Fund shareholders, may experience significant losses on their investment, including the loss of their entire investment.

**Capped Upside Return Risk.** Each Underlying ETF's strategy seeks to provide returns that are subject to the Cap. In the event that SPY has gains in excess of the Cap for the Outcome Period, an Underlying ETF will not participate in those gains beyond the Cap. An Underlying ETF's strategy seeks to deliver returns that match those of SPY if shares of the Underlying ETF are bought on the day on which the Underlying ETF enters into the FLEX Options and held until those FLEX Options expire at the end of the Outcome Period. Since the Fund purchases shares of an Underlying ETF after the date on which the FLEX Options were entered into and the Underlying ETF has risen in value to a level near to the Cap, there may be little or no ability for the Fund, and therefore Fund shareholders, to experience an investment gain on their shares.

**Capped Upside Return Risk.** Each Underlying ETF's strategy seeks to provide returns that are subject to the Cap. In the event that SPY experiences gains in excess of the Cap for the Outcome Period, an Underlying ETF will not participate in, and will underperform SPY to the extent of, those gains beyond the Cap. Each Underlying ETF's strategy seeks to deliver returns that match those of SPY (up to the Cap), while limiting downside losses, if shares of the Underlying ETF are held at the time at which an Underlying ETF enters into the FLEX Options and held until those FLEX Options expire at the end of the Outcome Period. In the event the Fund purchases shares after an Underlying ETF enters into FLEX Options, there may be little or no ability for the Fund to experience an investment gain on their shares. Further, because the FLEX Options are designed to produce returns that match the price return of SPY (subject to the Cap) on the last day of the Outcome Period, if the Fund sells shares prior to the expiration date of the FLEX Options held by an Underlying ETF, the Fund may sell at a point where the Underlying ETF's performance does not match the performance of SPY over the Outcome Period, and therefore may sell at a point where the Underlying ETF has underperformed SPY. Each Underlying ETF seeks to actively manage its portfolio such that any transaction fees incurred by the Underlying ETF in connection with the management of the Underlying ETF's assets will not impact the Underlying ETF's performance in seeking to provide upside exposure to SPY or the Underlying ETF's ability to experience returns that match the Cap, to the extent the returns of SPY are equal to or greater than the Cap. However, it is not guaranteed that each Underlying ETF will be able to successfully manage its assets to contemplate the transaction fees incurred by the Underlying ETF to achieve the Outcomes sought by Underlying ETF.

**FLEX Options Risk.** The Underlying ETFs will utilize FLEX Options issued and guaranteed for settlement by the Options Clearing Corporation (the "OCC"). The Underlying ETFs bear the risk that the OCC will be unable or unwilling to perform its obligations under the FLEX Options contracts. In the unlikely event that the OCC becomes insolvent or is otherwise unable to meet its settlement obligations, an Underlying ETF could suffer significant losses. Additionally, FLEX Options may be less liquid than certain other securities, such as standardized options. In less liquid markets for the FLEX Options, an Underlying ETF may have difficulty closing out certain FLEX Options positions at desired times and prices. In connection with the creation and redemption of shares, to the extent market participants are not willing or able to enter into FLEX Option transactions with the Underlying ETFs at prices that reflect the market price of the Shares, the Underlying ETF's NAV and, in turn the share price of the Underlying ETF, could be negatively impacted.

An Underlying ETF may experience substantial downside from specific FLEX Option positions and certain FLEX Option positions may expire worthless. The FLEX Options held by the Underlying ETF are exercisable at the strike price on their expiration date. As a FLEX Option approaches its expiration date, its value typically increasingly moves with the value of SPY. However, prior to such date, the value of the FLEX Options does not increase or decrease at the same rate as SPY's share price on a day-to-day basis (although they generally move in the same direction). The value of the FLEX Options held by the Underlying ETFs will be determined based on market quotations or other recognized pricing methods. The value of the underlying FLEX Options will be affected by, among others, changes in the SPY's share price, changes in interest rates, changes in the actual and implied volatility of SPY and the remaining time to until the FLEX Options expire.

**Option Contracts Risk.** The use of option contracts involves investment strategies and risks different from those associated with ordinary portfolio securities transactions. The prices of option contracts are volatile and are influenced by, among other things, actual and anticipated changes in the value of the underlying instrument, changes in interest or currency exchange rates, including the anticipated volatility, which are affected by fiscal and monetary policies and by national and international political, changes in the actual or implied volatility or the reference asset, the time remaining until the expiration of the option contract and economic events. There may at times be an imperfect correlation between the movement in values option contracts and the reference asset, and there may at times not be a liquid secondary market for certain option contracts. The Underlying ETF enters into option contracts in accordance with the requirements of Rule 18f-4 under the 1940 Act (“*Rule 18f-4*”). To the extent the Underlying ETF is noncompliant with Rule 18f-4, it may be required to adjust its investment portfolio which may, in turn, negatively impact the Underlying ETF’s ability to deliver the sought-after Outcomes.

**Clearing Member Default Risk.** Transactions in some types of derivatives, including FLEX Options, are required to be centrally cleared (“*cleared derivatives*”). In a transaction involving cleared derivatives, each Underlying ETF’s counterparty is a clearing house, such as the OCC, rather than a bank or broker. Since each Underlying ETF is not a member of clearing houses and only members of a clearing house (“*clearing members*”) can participate directly in the clearing house, the Underlying ETF will hold cleared derivatives through accounts at clearing members. In cleared derivatives positions, the Underlying ETF will make payments (including margin payments) to, and receive payments from, a clearing house through their accounts at clearing members. Customer funds held at a clearing organization in connection with any option contracts are held in a commingled omnibus account and are not identified to the name of the clearing member’s individual customers. As a result, assets deposited by each Underlying ETF with any clearing member as margin for its FLEX Options may, in certain circumstances, be used to satisfy losses of other clients of the Underlying ETF’s clearing member. In addition, although clearing members guarantee performance of their clients’ obligations to the clearing house, there is a risk that the assets of each Underlying ETF might not be fully protected in the event of the clearing member’s bankruptcy. Each Underlying ETF is also subject to the risk that a limited number of clearing members are willing to transact on the Underlying ETF’s behalf, which heightens the risks associated with a clearing member’s default. If a clearing member defaults the Underlying ETF could lose some or all of the benefits of a transaction entered into by the Underlying ETF with the clearing member. The loss of a clearing member for an Underlying ETF to transact with could result in increased transaction costs and other operational issues that could impede the Underlying ETF’s ability to implement its investment strategy. If an Underlying ETF cannot find a clearing member to transact with on the Underlying ETF’s behalf, the Underlying ETF may be unable to effectively implement its investment strategy.

**Counterparty Risk.** Counterparty risk is the risk an issuer, guarantor or counterparty of a security in an Underlying ETF is unable or unwilling to meet its obligation on the security. Counterparty risk may arise because of the counterparty’s financial condition, market activities, or for other reasons. The Underlying ETFs may be unable to recover an investment from a counterparty or may obtain a limited and/or delayed recovery. The OCC acts as guarantor

and central counterparty with respect to the FLEX Options. As a result, the ability of an Underlying ETF to meet its objective depends on the OCC being able to meet its obligations. In the event an OCC clearing member that is a counterparty of an Underlying ETF were to become insolvent, the Underlying ETF may have some or all of its FLEX Options closed without its consent or may experience delays or other difficulties in attempting to close or exercise its affected FLEX Options positions, both of which would impair the Underlying ETF's ability to deliver on its investment strategy. The OCC's rules and procedures are designed to facilitate the prompt settlement of options transactions and exercises, including for clearing member insolvencies. However, there is the risk that the OCC and its backup system will fail if clearing member insolvencies are substantial or widespread. In the unlikely event that the OCC becomes insolvent or is otherwise unable to meet its settlement obligations, an Underlying ETF could suffer significant losses.

**Outcome Period Risk.** Each Underlying ETF's investment strategy is designed to deliver returns that match SPY if Shares are bought on the day on which the Underlying ETF enters into the FLEX Options and held until those FLEX Options expire at the end of the Outcome Period. In the event the Fund purchases Shares after the date on which the FLEX Options were entered into or sells shares prior to the expiration of the FLEX Options, the returns realized by the Fund, and therefore Fund shareholders, will not match those that the Underlying ETF seeks to provide.

**Upside Participation Risk.** There can be no guarantee that an Underlying ETF will be successful in its strategy to provide the Fund and Fund shareholders with a total return that matches the increase of SPY over the Outcome Period, up to the maximum return imposed by the Cap. In the event the Fund purchases shares after the date on which the FLEX Options were entered into or does not stay invested in Underlying ETF for the entirety of the Outcome Period, the returns realized by the Fund, and therefore Fund shareholders, may not match those that the Underlying ETF seeks to achieve.

**Cap Change Risk.** A new Cap is established for each Underlying ETF at the beginning of each Outcome Period and is dependent on prevailing market conditions at the time the Cap is established. As such, the Cap may rise or fall from one Outcome Period to the next and is unlikely to remain the same for consecutive Outcome Periods.

**Information Technology Companies Risk.** The Underlying ETFs, through its exposure to SPY by virtue of such Underlying ETFs' investment in FLEX Options that reference SPY, has significant exposure to information technology companies. Information technology companies face intense competition, both domestically and internationally, which may have an adverse effect on profit margins. Like other technology companies, information technology companies may have limited product lines, markets, financial resources or personnel. The products of information technology companies may face obsolescence due to rapid technological developments, frequent new product introduction, unpredictable changes in growth rates and competition for the services of qualified personnel. Companies in the information technology sector are heavily dependent on patent and intellectual property rights. The loss or impairment of these rights may adversely affect the profitability of these companies. Information technology companies are facing increased government and regulatory scrutiny and may be subject to adverse government or regulatory action.

**Correlation Risk.** The FLEX Options held by the Underlying ETFs will be exercisable at the strike price only on their expiration date. As a FLEX Option approaches its expiration date, its value will typically increasingly move with the value of the SPY. However, prior to the expiration date, the value of FLEX Options may vary because of related factors other than the value of the SPY. The value of the FLEX Options will be determined based upon market quotations or using other recognized pricing methods. Factors that may influence the value of FLEX Options include interest rate changes and implied volatility levels of SPY, among others. The value of FLEX Options held by the Underlying ETFs typically do not increase or decrease at the same level as the Underlying ETF's share price on a day-to-day basis due to these factors (although they generally move in the same direction).

**Cash Transactions Risk.** The Underlying ETFs intend to effectuate creations and redemptions for cash, rather than in-kind securities. As a result, an investment in an Underlying ETF may be less tax-efficient than an investment in an ETF that effects its creations and redemptions only on an in-kind basis. Because an Underlying ETF will effect redemptions for cash, it may be required to sell portfolio securities in order to obtain the cash needed to distribute redemption proceeds. A sale of shares may result in capital gains or losses and may also result in higher brokerage costs. Consequently, an investment in an Underlying ETF may be less tax-efficient than investments in other ETFs. Moreover, cash transactions may have to be carried out over several days if the securities market is relatively illiquid and may involve considerable brokerage fees and taxes. These brokerage fees and taxes, which will be higher than if an Underlying ETF sold and redeemed its shares principally in-kind, will be passed on to purchasers and redeemers of shares in the form of creation and redemption transaction fees. In addition, these factors may result in wider spreads between the bid and the offered prices of shares than for other ETFs.

**Investment Objective Risk.** Certain circumstances under which an Underlying ETF might not achieve its objective include, but are not limited, to (i) if the Underlying ETF disposes of FLEX Options, (ii) if the Underlying ETF is unable to maintain the proportional relationship based on the number of FLEX Options in the fund's portfolio, (iii) a significant accrual of expenses in connection with effecting the Underlying ETF's principal investment strategy or (iv) adverse tax law changes affecting the treatment of FLEX Options.

**Liquidity Risk.** In the event that trading in the underlying FLEX Options is limited or absent, the value of an Underlying ETF's FLEX Options may decrease. There is no guarantee that a liquid secondary trading market will exist for the FLEX Options. The trading in FLEX Options may be less deep and liquid than the market for certain other securities, including certain non-customized option contracts. In a less liquid market for the FLEX Options, terminating the FLEX Options may require the payment of a premium or acceptance of a discounted price and may take longer to complete. Additionally, the liquidation of a large number of FLEX Options may more significantly impact the price in a less liquid market. Further, the Underlying ETFs require a sufficient number of participants to facilitate the purchase and sale of options on an exchange to provide liquidity to an Underlying ETF for its FLEX Option positions. A less liquid trading market may adversely impact the value of the FLEX Options and the value of your investment.

**Underlying ETF Tax Risk.** Each Underlying ETF intends to elect and to qualify each year to be treated as a regulated investment company (“RIC”) under Subchapter M of the Code. However, the federal income tax treatment of certain aspects of the proposed operations of the Underlying ETFs are not entirely clear. This includes the tax aspects of an Underlying ETF’s options strategy, its hedging strategy, the possible application of the “straddle” rules, and various loss limitation provisions of the Code. If, in any year, an Underlying ETF fails to qualify as a RIC under the applicable tax laws, the Underlying ETF would be taxed as an ordinary corporation. Each Underlying ETF intends to treat any income it may derive from the FLEX Options as “qualifying income” under the provisions of the Code applicable to RICs. In addition, based upon language in the legislative history, each Underlying ETF intends to treat the issuer of the FLEX Options as the referenced asset, which, assuming the referenced asset qualifies as a RIC, would allow the Underlying ETF to qualify for special rules in the RIC diversification requirements. If the income is not qualifying income or the issuer of the FLEX Options is not appropriately the referenced asset, an Underlying ETF could lose its own status as a RIC. The FLEX Options included in each Underlying ETF’s portfolio are exchange-traded options. Under Section 1256 of the Code, certain types of exchange-traded options are treated as if they were sold (i.e., “marked to market”) at the end of each year. Each Underlying ETF does not believe that the positions held by the Underlying ETF will be subject to Section 1256, which means that the positions will not be marked to market. In the event that the Fund purchases shares of an Underlying ETF shortly before a distribution by the Underlying ETF, the entire distribution may be taxable to the shareholder even though a portion of the distribution effectively represents a return of the purchase price.

**Valuation Risk.** During periods of reduced market liquidity or in the absence of readily available market quotations for the holdings of the Fund, the valuation of the Fund’s FLEX Options will become more difficult. In market environments where there is reduced availability of reliable objective pricing data, the judgment of an Underlying ETF’s investment adviser in determining the fair value of the security may play a greater role. While such determinations may be made in good faith, it may nevertheless be more difficult for an Underlying ETF to accurately assign a daily value.

**Authorized Participant Concentration Risk.** Only an authorized participant may engage in creation or redemption transactions directly with the Fund. The Fund has a limited number of institutions that may act as authorized participants on an agency basis (*i.e.*, on behalf of other market participants). To the extent that authorized participants exit the business or are unable to proceed with orders for the issuance or redemption of Creation Units and no other authorized participant is able to step forward to fulfill the order, Shares may be more likely to trade at a premium or discount to NAV and possibly face trading halts and/or delisting, and the bid/ask spread (the difference between the price that someone is willing to pay for Shares at a specific point in time versus the price at which someone is willing to sell) on Shares may widen.

**Cyber Security Risk.** As the use of Internet technology has become more prevalent in the course of business, the investment industry has become more susceptible to potential operational risks through breaches in cyber security. A breach in cyber security refers to both intentional and unintentional events that may cause the Fund to lose proprietary information, suffer data corruption or lose operational capacity. Such events could cause the Fund to incur regulatory penalties, reputational damage, additional compliance costs associated with corrective measures

and/or financial loss. Cyber security breaches may involve unauthorized access to the Fund's digital information systems through "hacking" or malicious software coding but may also result from outside attacks such as denial-of-service attacks through efforts to make network services unavailable to intended users. In addition, cyber security breaches of the Fund's third-party service providers, such as its administrator, transfer agent or custodian, can also subject the Fund to many of the same risks associated with direct cyber security breaches. The Fund has established risk management systems designed to reduce the risks associated with cyber security. However, there is no guarantee that such efforts will succeed, especially because the Fund does not directly control the cyber security systems of issuers or third-party service providers.

**Index Provider Risk.** The Fund seeks to achieve returns that generally correspond, before fees and expenses, to the performance of the Index, as published by the Index Provider. There is no assurance that the Index Provider will compile its Index accurately, or that the Index will be determined, composed or calculated accurately. While the Index Provider gives descriptions of what the Index is designed to achieve, the Index Provider does not provide any warranty or accept any liability in relation to the quality, accuracy or completeness of data in the Index, and it does not guarantee that its Index will be in line with its methodology.

**Index Risk.** The Fund is not actively managed. The Fund invests in securities included in its Index regardless of their investment merit. Unlike many investment companies, the Fund does not utilize an investing strategy that seeks returns in excess of the Index. Therefore, it would not necessarily buy or sell a security unless that security is added or removed, respectively, from the Index, even if that security generally is underperforming.

**Market Maker Risk.** If the Fund has lower average daily trading volumes, it may rely on a small number of third-party market makers to provide a market for the purchase and sale of Shares. Any trading halt or other problem relating to the trading activity of these market makers could result in a dramatic change in the spread between the Fund's NAV and the price at which the Shares are trading on the Exchange, which could result in a decrease in value of the Shares. In addition, decisions by market makers or APs to reduce their role or step away from these activities in times of market stress could inhibit the effectiveness of the arbitrage process in maintaining the relationship between the underlying values of the Fund's portfolio securities and the Fund's market price. This reduced effectiveness could result in Shares trading at a discount to NAV and also in greater than normal intra-day bid-ask spreads for Shares.

**Market Risk.** The Fund could lose money over short periods due to short-term market movements and over longer periods during more prolonged market downturns. Assets may decline in value due to factors affecting financial markets generally or particular asset classes or industries represented in the markets. The value of the Underlying ETFs, the FLEX Options held by such Underlying ETFs, or other assets may also decline due to general market conditions, economic trends or events that are not specifically related to the issuer of the security or other asset, or due to factors that affect a particular issuer or issuers, country, group of countries, region, market, industry, group of industries, sector or asset class. During a general market downturn, multiple asset classes may be negatively affected. Changes in market conditions and interest rates will not have the same impact on all types of securities. Securities, including Shares, are subject to market fluctuations and liquidity constraints that may be caused by factors such as economic, political, or regulatory developments, changes in interest rates, and/or perceived trends in securities prices. Shares of the



Fund could decline in value or underperform other investments. The value of Shares may also decline as a result of market conditions. Factors such as inflation, changes in interest rates, changes in regulatory requirements, bank failures, political climate deterioration or developments, armed conflicts, natural disasters or future health crises, may negatively impact market conditions, and cause a decrease in the value of Shares. Other unexpected political, regulatory and diplomatic events within the U.S. and abroad may affect investor and consumer confidence and may adversely impact financial markets and the broader economy. These events, and any other future events, may adversely affect the prices and liquidity of the Fund's portfolio investments and could result in disruptions in the trading markets.

**Non-Correlation Risk.** The Fund's return may not match the return of the Index for a number of reasons. For example, the Fund incurs operating expenses not applicable to the Index, and incurs costs in buying and selling securities, especially when rebalancing the Fund's securities holdings to reflect changes in the composition of the Index. Although the Fund currently intends to seek to fully replicate the Index, the Fund may use a representative sampling approach, which may cause the Fund not to be as well-correlated with the return of the Index as would be the case if the Fund purchased all of the securities in the Index in the proportions represented in the Index. In addition, the performance of the Fund and the Index may vary due to asset valuation differences and differences between the Fund's portfolio and the Index resulting from legal restrictions, cost or liquidity constraints.

**Non-Diversification Risk.** The Fund is classified as "non-diversified" under the 1940 Act. As a result, the Fund is only limited as to the percentage of its assets which may be invested in the securities of any one issuer by the diversification requirements imposed by the Internal Revenue Code of 1986, as amended (the "*Code*"). The Fund may invest a relatively high percentage of its assets in a limited number of issuers. As a result, the Fund may be more susceptible to a single adverse economic or regulatory occurrence affecting one or more of these issuers, experience increased volatility and be highly invested in certain issuers.

**Operational Risk.** The Fund is exposed to operational risks arising from a number of factors, including, but not limited to, processing and communication errors, errors of the Fund's service providers, counterparties or other third-parties, failed or inadequate processes and technology or systems failures. The Fund and its Adviser and Sub-Adviser (as defined below) seek to reduce these operational risks through controls and procedures. However, these measures do not address every possible risk and may be inadequate to address these risks.

**Passive Investment Risk.** The Fund invests in the securities included in the Index regardless of their investment merit. The Fund does not attempt to outperform the Index or take defensive positions in declining markets. As a result, the Fund's performance may be adversely affected by a general decline in the market segments relating to the Index.

**Premium/Discount Risk.** Shares trade on the Exchange at market prices rather than their NAV. The market price of Shares generally corresponds to movements in the Fund's NAV as well as the relative supply and demand for Shares on the Exchange. The market price may be at, above (a premium) or below (a discount) the Fund's NAV. Differences in market prices of Shares and the NAV per Share may be due, in large part, to the fact that supply and demand forces at work in the secondary trading market for Shares will be closely related to, but not identical to, the same forces influencing the prices of the Fund's holdings trading individually or in the aggregate at any point

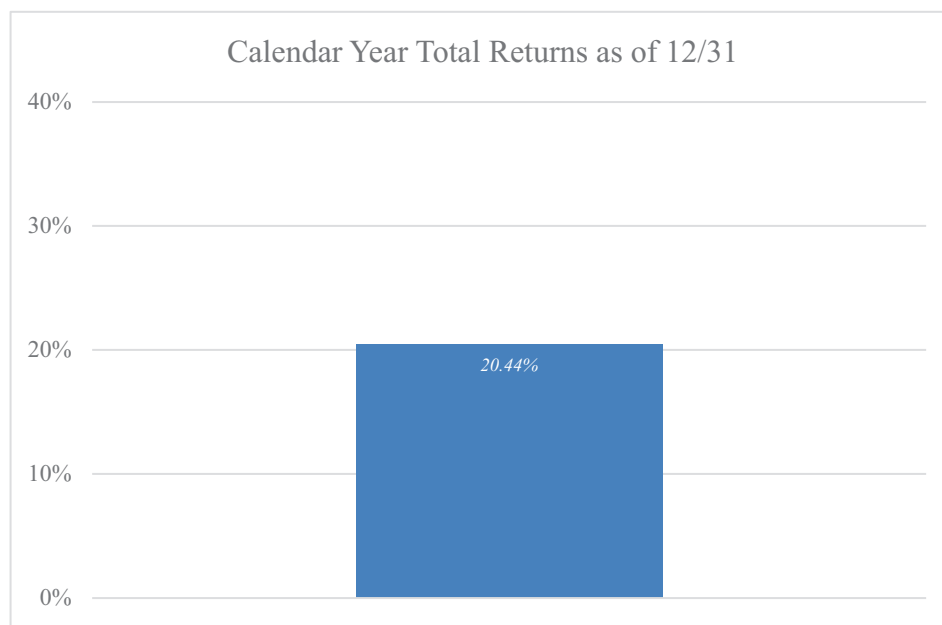
in time. These differences can be especially pronounced during times of market volatility or stress. During these periods, the demand for Shares may decrease considerably and cause the market price of Shares to deviate, and in some cases deviate significantly, from the Fund's NAV and the bid/ask spread on Shares may widen.

**Trading Issues Risk.** Although Shares are listed for trading on the Exchange, there can be no assurance that an active trading market for Shares will develop or be maintained. Trading in Shares on the Exchange may be halted due to market conditions or for reasons that, in the view of the Exchange, make trading in Shares inadvisable. In addition, trading in Shares on the Exchange is subject to trading halts caused by extraordinary market volatility pursuant to the Exchange "circuit breaker" rules. Market makers are under no obligation to make a market in the Shares, and APs are not obligated to submit purchase or redemption orders for Creation Units. There can be no assurance that the requirements of the Exchange necessary to maintain the listing of the Fund will continue to be met or will remain unchanged.

**The Shares will change in value, and you could lose money by investing in the Fund. The Fund may not achieve its investment objective.**

#### PERFORMANCE

The bar chart and table below illustrate the annual calendar year returns of the Fund based on NAV as well as the average annual Fund returns. The bar chart and table provide an indication of the risks of investing in the Fund by showing changes in the Fund's performance from year-to-year and by showing how the Fund's average annual total returns based on NAV compare to those of a benchmark index and a broad-based market index. The Fund's performance information is accessible on the Fund's website at [www.innovatoretf.com](http://www.innovatoretf.com).



The Fund’s highest quarterly return was 9.03% (quarter ended December 31, 2023) and the Fund’s lowest quarterly return was (2.50)% (quarter ended September 30, 2023).

<b>Average Annual Total Return as of December 31, 2023</b>		
	<b>1 Year</b>	<b>Since Inception (2/8/2022)</b>
<b>Innovator Laddered Allocation Buffer ETF™</b>		
Return Before Taxes	20.44%	5.91%
Return After Taxes on Distributions	20.44%	5.91%
Return After Taxes on Distributions and Sale of Fund Shares	12.10%	4.53%
<b>MerQube U.S. Large Cap Equity Buffer Laddered Index</b> (reflects no deduction for fees, expenses or taxes)	20.56%	6.02%
<b>S&amp;P 500® Total Return Index</b> (reflects no deduction for fees, expenses or taxes)	26.29%	4.60%

The Fund’s past performance (before and after taxes) is not necessarily an indication of how the Fund will perform in the future.

Returns before taxes do not reflect the effects of any income or capital gains taxes. All after-tax returns are calculated using the historical highest individual federal marginal income tax rates and do not reflect the impact of any state or local tax. Returns after taxes on distributions reflect the taxed return on the payment of dividends and capital gains.

Your own actual after-tax returns will depend on your specific tax situation and may differ from what is shown here. After-tax returns are not relevant to investors who hold Shares in tax-deferred accounts such as individual retirement accounts (IRAs) or employee-sponsored retirement plans.

## MANAGEMENT

### Investment Adviser

Innovator Capital Management, LLC

### Investment Sub-Adviser

Penserra Capital Management LLC (“Penserra” or the “Sub-Adviser”)

### Portfolio Managers

The following persons serve as the portfolio managers of the Fund.

- Dustin Lewellyn, CFA – Chief Investment Officer at Penserra
- Ernesto Tong, CFA – Managing Director at Penserra
- Anand Desai – Director at Penserra

The portfolio managers are primarily and jointly responsible for the day-to-day management of the Fund and have served in such capacity since the Fund’s inception in February 2022.

## **PURCHASE AND SALE OF FUND SHARES**

The Fund will issue and redeem Shares at NAV only with authorized participants that have entered into agreements with the Fund's Distributor (as defined below) and only in Creation Units or multiples thereof, in exchange for the deposit or delivery of a basket of securities in which the Fund invests. The Fund may issue and redeem Shares in exchange for cash at a later date but has no current intention of doing so. Except when aggregated in Creation Units, the Shares are not redeemable securities of the Fund.

Individual Shares may only be bought and sold in the secondary market (*i.e.*, on a national securities exchange) through a broker or dealer at a market price. Because the Shares trade at market prices rather than NAV, Shares may trade at a price greater than NAV (at a premium), at NAV, or less than NAV (at a discount). An investor may incur costs attributable to the difference between the highest price a buyer is willing to pay to purchase Shares (bid) and the lowest price a seller is willing to accept for Shares (ask) when buying or selling shares in the secondary market (the "*bid-ask spread*").

Recent information, including information on the Fund's NAV, market price, premiums and discounts, and bid-ask spreads, is available online at [www.innovatoretfs.com](http://www.innovatoretfs.com).

## **TAX INFORMATION**

The Fund's distributions will generally be taxable as ordinary income, returns of capital or capital gains. A sale of Shares may result in capital gain or loss.

## **PAYMENTS TO BROKER-DEALERS AND OTHER FINANCIAL INTERMEDIARIES**

If you purchase Shares through a broker-dealer or other financial intermediary (such as a bank), the Adviser and Foreside Fund Services, LLC, the Fund's distributor (the "*Distributor*"), may pay the intermediary for the sale of Shares and related services. These payments may create a conflict of interest by influencing the broker-dealer or other intermediary and your salesperson to recommend the Fund over another investment. Ask your salesperson or visit your financial intermediary's website for more information.

## **Additional Information About the Fund’s Principal Investment Strategies**

The Fund’s investment objective may be changed by the Board of Trustees of the Trust (the “Board”) without shareholder approval upon 60 days’ prior written notice. Additionally, the Fund may liquidate and terminate at any time without shareholder approval.

The Fund uses an “indexing” investment approach to attempt to replicate, before fees and expenses, the performance of the Index. The Fund generally invests in all of the securities comprising the Index in proportion to the weightings of the securities in the Index. Under various circumstances, it may not be possible or practicable to purchase all of the securities comprising the Index. In those circumstances, the Fund may purchase a representative sample of securities in the Index.

### *Additional Information About the MerQube U.S. Large Cap Equity Buffer Laddered Index*

The Index is comprised of the shares of the twelve Underlying ETFs set forth below:

1. Innovator U.S. Equity Buffer ETF™ — January ([www.innovatoretfs.com/bjan](http://www.innovatoretfs.com/bjan))
2. Innovator U.S. Equity Buffer ETF™ — February ([www.innovatoretfs.com/bfeb](http://www.innovatoretfs.com/bfeb))
3. Innovator U.S. Equity Buffer ETF™ — March ([www.innovatoretfs.com/bmar](http://www.innovatoretfs.com/bmar))
4. Innovator U.S. Equity Buffer ETF™ — April ([www.innovatoretfs.com/bapr](http://www.innovatoretfs.com/bapr))
5. Innovator U.S. Equity Buffer ETF™ — May ([www.innovatoretfs.com/bmay](http://www.innovatoretfs.com/bmay))
6. Innovator U.S. Equity Buffer ETF™ — June ([www.innovatoretfs.com/bjun](http://www.innovatoretfs.com/bjun))
7. Innovator U.S. Equity Buffer ETF™ — July ([www.innovatoretfs.com/bjul](http://www.innovatoretfs.com/bjul))
8. Innovator U.S. Equity Buffer ETF™ — August ([www.innovatoretfs.com/baug](http://www.innovatoretfs.com/baug))
9. Innovator U.S. Equity Buffer ETF™ — September ([www.innovatoretfs.com/bsep](http://www.innovatoretfs.com/bsep))
10. Innovator U.S. Equity Buffer ETF™ — October ([www.innovatoretfs.com/boct](http://www.innovatoretfs.com/boct))
11. Innovator U.S. Equity Buffer ETF™ — November ([www.innovatoretfs.com/bnov](http://www.innovatoretfs.com/bnov))
12. Innovator U.S. Equity Buffer ETF™ — December ([www.innovatoretfs.com/bdec](http://www.innovatoretfs.com/bdec))

**These webpages will not only allow a prospective Fund shareholder to find current information about each Underlying ETF's progress through its Outcome Period, but it also provides links to each Underlying ETF's prospectus and statement of additional information, which describe the principal investment strategies and principal risks of each Underlying ETF in much greater detail. Prospective Fund shareholders are encouraged to visit one or more of these webpages and read the prospectus and statement of additional information of the Underlying ETFs before investing in either an Underlying ETF or the Fund.**

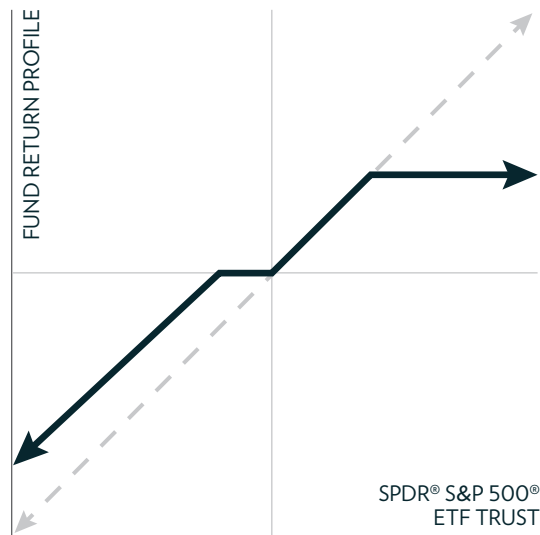
Each Underlying ETF invests at least 80% of its net assets in FLEX Options that reference SPY, an ETF that tracks the S&P 500<sup>®</sup> Index. The S&P 500<sup>®</sup> Index is a large-cap, market-weighted, U.S. equities index that tracks the price (excluding dividends) of the 500 leading companies in leading industries. The S&P 500<sup>®</sup> Index is rebalanced quarterly in March, June, September and December.

The Underlying ETFs gain exposure to SPY through investments in FLEX Options. FLEX Options are customizable exchange-traded option contracts guaranteed for settlement by the OCC. Each Underlying ETF seeks to provide an outcome that is based upon the performance of SPY over the course of an approximately one-year time period that begins on the first day of the month indicated in the Underlying ETF's name when the fund enters into its FLEX Option positions and ends on the market's closure on the last day of the month immediately preceding the month indicated its name when those FLEX Options expire (each, an "*Outcome Period*"). Each Underlying ETF, and not the Fund itself, seeks to provide the following outcomes (the "*Outcomes*") over the duration of its Outcome Period. **There is no guarantee that an Underlying ETF will achieve its Outcomes.**

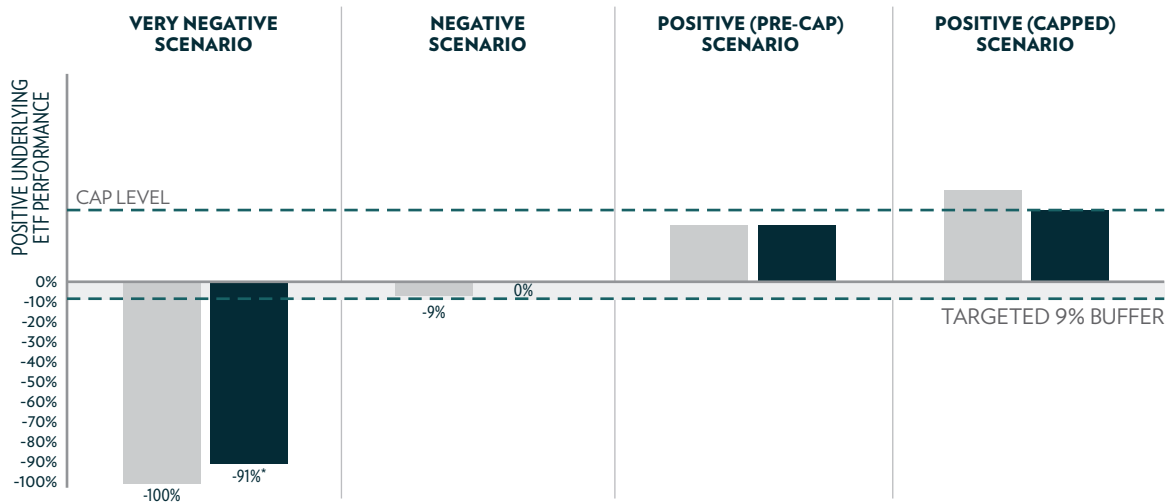
- In the event that SPY increases in value over the duration of the Outcome Period, the Underlying ETF seeks to provide investment returns that match the performance of SPY, up to an upside return cap that represents the maximum percentage return a Fund shareholder can achieve from an investment in the Underlying ETF for the Outcome Period (a "*Cap*").
- In the event that SPY decreases in value by less than 9% over the duration of the Outcome Period, the Underlying ETF seeks to provide investment return of 0%.
- In the event that SPY decreases in value by more than 9% over the duration of the Outcome Period, the Underlying ETF seeks to provide investment return that is 9% less than the return experienced by SPY.

**The two hypothetical graphical illustrations provided below are designed to illustrate the Outcomes based upon the hypothetical performance of SPY for a shareholder that holds shares of an Underlying ETF for the entirety of the Outcome Period for such Underlying ETF. There is no guarantee that an Underlying ETF will be successful in its attempt to provide**

**the Outcomes for an Outcome Period.** The returns that each Underlying ETF seeks to provide do not include the costs associated with purchasing shares of the Underlying ETF and certain expenses incurred by such Underlying ETF.



--- SPDR® S&P 500® ETF Trust  
 — Innovator U.S. Equity Buffer ETF



● SPY ● Innovator U.S. Equity Buffer ETF

\*Please note: this graph is provided merely to illustrate the Outcomes that the Fund seeks to provide based upon the performance of the SPDR® S&P 500® ETF Trust. Shareholders may experience losses greater than 91%, including loss of their entire investment. There is no guarantee that these Outcomes will be achieved over the course of the Outcome Period.

## Fund Investments

Under normal circumstances, the Fund will invest at least 80% of its net assets in the securities that comprise the Index.

### Principal Investments

#### EXCHANGE-TRADED FUNDS

ETFs are registered investment companies that trade on a securities exchange. The shares of ETFs may, at times, trade at a premium or discount to their net asset value. In addition, the Fund will incur brokerage costs when purchasing and selling shares of ETFs. As a shareholder in an ETF, the Fund will bear its ratable share of the ETF's expenses, and would remain subject to payment of the ETF's advisory and administrative fees with respect to assets so invested. Shareholders would therefore be subject to duplicative expenses. Securities of ETFs may be leveraged, in which case the value and/or yield of such securities will tend to be more volatile than securities of unleveraged securities.

Generally, investments in ETFs are subject to statutory limitations prescribed by the 1940 Act. These limitations include a prohibition on the Fund acquiring more than 3% of the voting shares of any other investment company, a prohibition on investing more than 5% of the Fund's total assets in the securities of any one investment company or more than 10% of its total assets, in the aggregate, in investment company securities. The Fund will invest in the Underlying ETFs beyond these statutory limitations in reliance on Section 12(d)(1)(G) of the 1940 Act.

## Additional Risks of Investing in the Fund

Risk is inherent in all investing. Investing in the Fund involves risk, including the risk that you may lose all or part of your investment. There can be no assurance that the Fund will meet its stated objective. Before you invest, you should consider the following supplemental disclosure pertaining to the Principal Risks set forth above as well as additional Non-Principal Risks set forth below in this prospectus. The order of the risk factors set forth below does not indicate the significance of any particular risk factor.

**Fund-of-Funds Risk.** Shareholders of the Fund will experience investment returns that are different than the investment returns provided by an Underlying ETF. The Fund does not itself pursue a defined outcome strategy, nor does the Fund itself provide a defined buffer against SPY losses. Because the Fund will typically not purchase an Underlying ETF on the first day of an Outcome Period, it is not likely that the stated outcome of the Underlying ETF will be realized by the Fund. The Fund will be continuously exposed to the investment profiles of each of the Underlying ETFs during their respective Outcome Periods. A purchaser of Shares will, therefore, have exposure to Underlying ETFs with differing profiles in terms of its upside performance availability to its Cap and potential for downside protection to its buffer. The Fund may invest in an Underlying ETF at times when the Underlying ETF is experiencing little or no benefit to its Cap or buffer. The Fund, with its aggregate exposure to each of the Underlying ETFs and its respective defined outcome profiles, may have investment returns that are inferior to that of any single Underlying ETF or group of Underlying ETFs over any given time period.



In between the semi-annual rebalance period of the Index, because the Fund is not equally weighted on a continuous basis, the Fund may be exposed to one or more Underlying ETFs disproportionately when compared to other Underlying ETFs. In such circumstances, the Fund will be subject to the over-weighted performance of such Underlying ETF.

As a shareholder in other ETFs, the Fund bears its proportionate share of each ETF's expenses, subjecting Fund shareholders to duplicative expenses.

**Underlying ETF Risk.** While the Underlying ETFs seek to provide certain investment outcomes, there is no guarantee that they will successfully do so. Because the Fund's value is based on the value of the Underlying ETF's, the Fund's investment performance largely depends on the investment performance and associated risks of the Underlying ETFs. The Underlying ETFs are subject to many of the same structural risks as the Fund that are described in more detail herein, such as Authorized Participant Concentration Risk, Fluctuation of Net Asset Value Risk, Market Maker Risk, Market Risk, Operational Risk and Trading Issues Risk. However, the risks of investing in an ETF also include the risks associated with the underlying investments held by the Underlying ETFs. As such, the Fund may be subject to the following risks as a result of its investments in the Underlying ETFs:

**Buffered Loss Risk.** There can be no guarantee that an Underlying ETF will be successful in its strategy to provide buffer protection against SPY losses if SPY decreases over the Outcome Period by 9% or less. A shareholder may lose their entire investment. An Underlying ETF's strategy seeks to deliver returns that match SPY (up to the Cap), while limiting downside losses, if shares are bought on the day on which the Underlying ETF enters into the FLEX Options and held until those FLEX Options expire at the end of each Outcome Period. Since the Fund purchases shares of an Underlying ETF after the date on which the FLEX Options were entered into or sells shares of the Underlying ETF prior to the expiration of the FLEX Options, the buffer that the Underlying ETF seeks to provide may not be available. Because the value of the FLEX Options depends, in part, on the time remaining until expiration and the Buffer is designed to be in effect at the end of the Outcome Period, it is possible that each Underlying ETF's NAV may decrease during the Outcome Period before the Buffer is fully implemented. If a shareholder were to sell at this time, they could recognize losses on their investment. Additionally, because the Buffer is provided by operation of the FLEX Options, the implementation of the Buffer is subject to counterparty risk (for additional information, see "Counterparty Risk" herein). The Underlying ETFs do not provide principal protection or non-principal protection and the Fund, and therefore Fund shareholders, may experience significant losses on their investment, including the loss of their entire investment.

**Capped Upside Return Risk.** Each Underlying ETF's strategy seeks to provide returns that are subject to the Cap. In the event that SPY has gains in excess of the Cap for the Outcome Period, an Underlying ETF will not participate in those gains beyond the Cap. An Underlying ETF's strategy seeks to deliver returns that match those of SPY if shares of the Underlying ETF are bought on the day on which the Underlying ETF enters into the FLEX Options and held until those FLEX Options expire at the end of the Outcome Period. Since the Fund purchases shares of an Underlying ETF after the date on which the FLEX Options were entered into and the Underlying ETF has risen in value to a level near to the Cap, there may be little or no ability for the Fund, and therefore Fund shareholders, to experience an investment gain on their shares.

**Capped Upside Return Risk.** Each Underlying ETF's strategy seeks to provide returns that are subject to the Cap. In the event that SPY experiences gains in excess of the Cap for the Outcome Period, an Underlying ETF will not participate in, and will underperform SPY to the extent of, those gains beyond the Cap. Each Underlying ETF's strategy seeks to deliver returns that match those of SPY (up to the Cap), while limiting downside losses, if shares of the Underlying ETF are held at the time at which an Underlying ETF enters into the FLEX Options and held until those FLEX Options expire at the end of the Outcome Period. In the event the Fund purchases shares after an Underlying ETF enters into FLEX Options, there may be little or no ability for the Fund to experience an investment gain on their shares. Further, because the FLEX Options are designed to produce returns that match the price return of SPY (subject to the Cap) on the last day of the Outcome Period, if the Fund sells shares prior to the expiration date of the FLEX Options held by an Underlying ETF, the Fund may sell at a point where the Underlying ETF's performance does not match the performance of SPY over the Outcome Period, and therefore may sell at a point where the Underlying ETF has underperformed SPY. Each Underlying ETF seeks to actively manage its portfolio such that any transaction fees incurred by the Underlying ETF in connection with the management of the Underlying ETF's assets will not impact the Underlying ETF's performance in seeking to provide upside exposure to SPY or the Underlying ETF's ability to experience returns that match the Cap, to the extent the returns of SPY are equal to or greater than the Cap. However, it is not guaranteed that each Underlying ETF will be able to successfully manage its assets to contemplate the transaction fees incurred by the Underlying ETF to achieve the Outcomes sought by Underlying ETF.

**FLEX Options Risk.** The Underlying ETFs will utilize FLEX Options, which are customizable, exchange-traded option contracts that are issued and guaranteed for settlement by the OCC. The Underlying ETFs bear the risk that the OCC will be unable or unwilling to perform its obligations under the FLEX Options contracts. In the unlikely event that the OCC becomes insolvent or is otherwise unable to meet its settlement obligations, an Underlying ETF could suffer significant losses. Additionally, FLEX Options may be less liquid than certain other securities, such as standardized options. In less liquid markets for the FLEX Options, an Underlying ETF may have difficulty closing out certain FLEX Options positions at desired times and prices. In connection with the creation and redemption of shares, to the extent market participants are not willing or able to enter into FLEX Option transactions with the Underlying ETFs at prices that reflect the market price of the Shares, the Underlying ETF's NAV and, in turn the share price of the Underlying ETF, could be negatively impacted.

An Underlying ETF may experience substantial downside from specific FLEX Option positions and certain FLEX Option positions may expire worthless. The Underlying ETFs utilize European style FLEX Option contracts, which are exercisable at the strike price only on the expiration date. As a FLEX Option approaches its expiration date, its value typically increasingly moves with the value of SPY. However, prior to such date, the value of the FLEX Options does not increase or decrease at the same rate as SPY's share price on a day-to-day basis (although they generally move in the same direction). The value of the FLEX Options held by the Underlying ETFs will be determined based on market quotations or other recognized pricing methods. The value of the underlying FLEX Options will be affected by, among others, changes in the SPY's share price, changes in interest rates, changes in the actual and implied volatility of SPY and the remaining time to until the FLEX Options expire.

**Option Contracts Risk.** The use of option contracts involves investment strategies and risks different from those associated with ordinary portfolio securities transactions. The prices of option contracts are volatile and are influenced by, among other things, actual and anticipated changes in the value of the underlying instrument, changes in interest or currency exchange rates, including the anticipated volatility, which are affected by fiscal and monetary policies and by national and international political, changes in the actual or implied volatility or the reference asset, the time remaining until the expiration of the option contract and economic events. There may at times be an imperfect correlation between the movement in values option contracts and the reference asset, and there may at times not be a liquid secondary market for certain option contracts. Option contracts may also involve the use of leverage, which could result in greater price volatility than other markets. The Underlying ETF enters into option contracts in accordance with the requirements of Rule 18f-4. To the extent the Underlying ETF is noncompliant with Rule 18f-4, it may be required to adjust its investment portfolio which may, in turn, negatively impact the Underlying ETF's ability to deliver the sought-after Outcomes.

**Clearing Member Default Risk.** Transactions in some types of derivatives, including FLEX Options, are required to be centrally cleared ("*cleared derivatives*"). In a transaction involving cleared derivatives, each Underlying ETF's counterparty is a clearing house, such as the OCC, rather than a bank or broker. Since each Underlying ETF is not a member of clearing houses and only members of a clearing house ("*clearing members*") can participate directly in the clearing house, the Underlying ETF will hold cleared derivatives through accounts at clearing members. In cleared derivatives positions, the Underlying ETF will make payments (including margin payments) to, and receive payments from, a clearing house through their accounts at clearing members. Customer funds held at a clearing organization in connection with any option contracts are held in a commingled omnibus account and are not identified to the name of the clearing member's individual customers. As a result, assets deposited by each Underlying ETF with any clearing member as margin for its FLEX Options may, in certain circumstances, be used to satisfy losses of other clients of the Underlying ETF's clearing member. In addition, although clearing members guarantee performance of their clients' obligations to the clearing house, there is a risk that the assets of each Underlying ETF might not be fully protected in the event of the clearing member's bankruptcy, as the Underlying ETF would be limited to recovering only a pro rata share of all available funds segregated on behalf of the clearing member's customers for the relevant account class. Each Underlying ETF is also subject to the risk that a limited number of clearing members are willing to transact on the Underlying ETF's behalf, which heightens the risks associated with a clearing member's default. If a clearing member defaults the Underlying ETF could lose some or all of the benefits of a transaction entered into by the Underlying ETF with the clearing member. The loss of a clearing member for an Underlying ETF to transact with could result in increased transaction costs and other operational issues that could impede the Underlying ETF's ability to implement its investment strategy. If an Underlying ETF cannot find a clearing member to transact with on the Underlying ETF's behalf, the Underlying ETF may be unable to effectively implement its investment strategy.

**Counterparty Risk.** Counterparty risk is the risk an issuer, guarantor or counterparty of a security in an Underlying ETF is unable or unwilling to meet its obligation on the security. Counterparty risk may arise because of the counterparty's financial condition, market activities,

or for other reasons. The Underlying ETFs may be unable to recover an investment from a counterparty or may obtain a limited and/or delayed recovery. The OCC acts as guarantor and central counterparty with respect to the FLEX Options. As a result, the ability of an Underlying ETF to meet its objective depends on the OCC being able to meet its obligations. In the event an OCC clearing member that is a counterparty of an Underlying ETF were to become insolvent, the Underlying ETF may have some or all of its FLEX Options closed without its consent or may experience delays or other difficulties in attempting to close or exercise its affected FLEX Options positions, both of which would impair the Underlying ETF's ability to deliver on its investment strategy. The OCC's rules and procedures are designed to facilitate the prompt settlement of options transactions and exercises, including for clearing member insolvencies. However, there is the risk that the OCC and its backup system will fail if clearing member insolvencies are substantial or widespread. In the unlikely event that the OCC becomes insolvent or is otherwise unable to meet its settlement obligations, an Underlying ETF could suffer significant losses.

**Outcome Period Risk.** Each Underlying ETF's investment strategy is designed to deliver returns that match SPY if Shares are bought on the day on which the Underlying ETF enters into the FLEX Options and held until those FLEX Options expire at the end of the Outcome Period. Because the Underlying ETFs utilize European style option contracts, the Outcomes are designed to be produced only on the expiration date of the FLEX Options on the final day of the Outcome Period. In the event the Fund purchases Shares after the date on which the FLEX Options were entered into or sells shares prior to the expiration of the FLEX Options, the returns realized by the Fund, and therefore Fund shareholders, will not match those that the Underlying ETF seeks to provide.

**Upside Participation Risk.** There can be no guarantee that an Underlying ETF will be successful in its strategy to provide the Fund and Fund shareholders with a total return that matches the increase of SPY over the Outcome Period, up to the maximum return imposed by the Cap. Because the value of each Underlying ETF's FLEX Options does not increase or decrease at the same rate as SPY's share price on a day-to-day basis (although they generally move in the same direction), the Underlying ETF may underperform the increases in the share price of SPY until the end of the Outcome Period. To the extent the price of SPY increases beyond an Underlying ETF's Cap, the Underlying ETF will not participate in such gains, and will underperform SPY. In the event the Fund purchases shares after the date on which the FLEX Options were entered into or does not stay invested in Underlying ETF for the entirety of the Outcome Period, the returns realized by the Fund, and therefore Fund shareholders, may not match those that the Underlying ETF seeks to achieve.

**Cap Change Risk.** A new Cap is established for each Underlying ETF at the beginning of each Outcome Period and is dependent on prevailing market conditions at the time the Cap is established. As such, the Cap may rise or fall from one Outcome Period to the next and is unlikely to remain the same for consecutive Outcome Periods.

**Information Technology Companies Risk.** SPY invests significantly in information technology companies, which results in each Underlying ETF having significant exposure to such companies through its exposure to SPY by virtue of its usage of FLEX Options. Information technology companies produce and provide hardware, software and information

technology systems and services. Information technology companies are generally subject to the following risks: rapidly changing technologies and existing produce obsolescence; short product life cycles; fierce competition; aggressive pricing and reduced profit margins; the loss of patent, copyright and trademark protections; cyclical market patterns; evolving industry standards; and frequent new product introductions and new market entrants. Information technology companies may be smaller and less experienced companies, with limited product lines, markets or financial resources and fewer experienced management or marketing personnel. Information technology company stocks, particularly those involved with the internet, have experienced extreme price and volume fluctuations that are often unrelated to their operating performance. In addition, information technology companies are particularly vulnerable to federal, state and local government regulation, and competition and consolidation, both domestically and internationally, including competition from foreign competitors with lower production costs. Information technology companies are facing increased government and regulatory scrutiny and may be subject to adverse government or regulatory action. Information technology companies also face competition for services of qualified personnel and heavily rely on patents and intellectual property rights and the ability to enforce such rights to maintain a competitive advantage.

**Correlation Risk.** The FLEX Options held by the Underlying ETFs are European style option contracts and therefore will be exercisable at the strike price only on their expiration date. As a FLEX Option approaches its expiration date, its value will typically increasingly move with the value of the SPY. However, prior to the expiration date, the value of FLEX Options may vary because of related factors other than the value of the SPY. Factors that may influence the value of FLEX Options include interest rate changes and implied volatility levels of SPY, among others. The value of the FLEX Options will be determined based upon market quotations or using other recognized pricing methods. The value of FLEX Options held by the Underlying ETFs typically do not increase or decrease at the same level as the Underlying ETF's share price on a day-to-day basis due to these factors (although they generally move in the same direction).

**Cash Transactions Risk.** The Underlying ETFs may effectuate all or a portion of the issuance and redemption of Creation Units for cash, rather than in-kind securities. As a result, an investment in an Underlying ETF may be less tax-efficient than an investment in an ETF that effectuates its Creation Units only on an in-kind basis. ETFs are able to make in-kind redemptions to avoid being taxed on gains on the distributed portfolio securities at the fund level. A fund that effects redemptions for cash may be required to sell portfolio securities in order to obtain the cash needed to distribute redemption proceeds. Any recognized gain on these sales by an Underlying ETF will generally cause such Underlying ETF to recognize a gain it might not otherwise have recognized, or to recognize such gain sooner than would otherwise be required if it were to distribute portfolio securities only in-kind. The Underlying ETFs intend to distribute gains that arise by virtue of the issuance and redemption of Creation Units being effectuated in cash to shareholders to avoid being taxed on this gain at the fund level and otherwise comply with special tax rules that apply to it. This may cause shareholders to be subject to tax on gains they would not otherwise be subject to, or at an earlier date than if they had made an investment in another ETF. Moreover, cash transactions may have to be carried out over several days if the securities market is relatively illiquid and may involve

considerable brokerage fees and taxes. These brokerage fees and taxes, which will be higher than if an Underlying ETF sold and redeemed its shares principally in-kind, will be passed on to those purchasing and redeeming Creation Units in the form of creation and redemption transaction fees. In addition, these factors may result in wider spreads between the bid and the offered prices of Shares than for ETFs that distribute portfolio securities in-kind. The Underlying ETFs use of cash for creations and redemptions could also result in dilution to the Underlying ETFs and increased transaction costs, which could negatively impact the Underlying ETFs' ability to achieve its investment objective.

**Investment Objective Risk.** Certain circumstances under which an Underlying ETF might not achieve its objective include, but are not limited, to (i) if the Underlying ETF disposes of FLEX Options, (ii) if the Underlying ETF is unable to maintain the proportional relationship based on the number of FLEX Options in the fund's portfolio, (iii) a significant accrual of expenses in connection with effecting the Underlying ETF's principal investment strategy or (iv) adverse tax law changes affecting the treatment of FLEX Options. Each Underlying ETF is also subject to management risk as an actively-managed fund, which may cause it not to achieve its investment objective.

**Liquidity Risk.** The market for each Underlying ETF's FLEX Options may become less liquid as a result of adverse market or economic conditions or other unrelated reasons. In the event that trading in the underlying FLEX Options is limited or absent, the value of an Underlying ETF's FLEX Options may decrease. There is no guarantee that a liquid secondary trading market will exist for the FLEX Options. The trading in FLEX Options may be less deep and liquid than the market for certain other securities, including certain non-customized option contracts. In a less liquid market for the FLEX Options, terminating the FLEX Options may require the payment of a premium or acceptance of a discounted price and may take longer to complete. Additionally, the liquidation of a large number of FLEX Options may more significantly impact the price in a less liquid market. Further, the Underlying ETFs require a sufficient number of participants to facilitate the purchase and sale of options on an exchange to provide liquidity to an Underlying ETF for its FLEX Option positions. A less liquid trading market may adversely impact the value of the FLEX Options and the value of your investment.

**Underlying ETF Tax Risk.** Each Underlying ETF intends to elect and to qualify each year to be treated as a RIC under Subchapter M of the Code. However, the federal income tax treatment of certain aspects of the proposed operations of the Underlying ETFs are not entirely clear. This includes the tax aspects of an Underlying ETF's options strategy, its hedging strategy, the possible application of the "straddle" rules, and various loss limitation provisions of the Code. If, in any year, an Underlying ETF fails to qualify as a RIC under the applicable tax laws, the Underlying ETF would be taxed as an ordinary corporation. Each Underlying ETF intends to treat any income it may derive from the FLEX Options as "qualifying income" under the provisions of the Code applicable to RICs. In addition, based upon language in the legislative history, each Underlying ETF intends to treat the issuer of the FLEX Options as the referenced asset, which, assuming the referenced asset qualifies as a RIC, would allow the Underlying ETF to qualify for special rules in the RIC diversification requirements. If the income is not qualifying income or the issuer of the FLEX Options is not appropriately the

referenced asset, an Underlying ETF could lose its own status as a RIC. The FLEX Options included in the portfolio are exchange-traded options. Under Section 1256 of the Code, certain types of exchange-traded options are treated as if they were sold (i.e., “marked to market”) at the end of each year. Each Underlying ETF does not believe that the positions held by the Underlying ETF will be subject to Section 1256, which means that the positions will not be marked to market. In the event that the Fund purchases shares of an Underlying ETF shortly before a distribution by the Underlying ETF, the entire distribution may be taxable to the shareholder even though a portion of the distribution effectively represents a return of the purchase price.

**Valuation Risk.** During periods of reduced market liquidity or in the absence of readily available market quotations for the holdings of the Fund, the valuation of the Fund’s FLEX Options will become more difficult. In market environments where there is reduced availability of reliable objective pricing data, the judgment of an Underlying ETF’s investment adviser in determining the fair value of the security may play a greater role. While such determinations may be made in good faith, it may nevertheless be more difficult for an Underlying ETF to accurately assign a daily value. Each Underlying ETF’s Valuation Procedures adopted Innovator as Valuation Designee (as reviewed, approved, and subject to the oversight of the Board) complies with Rule 2a-5 under the 1940 Act. Pursuant to Rule 2a-5, the Board oversees the implementation of the Valuation Procedures. While each Underlying ETF’s program is designed to contemplate the specific risks of such Underlying ETF, there is no guarantee the program will adequately do so each time, and value may not be properly selected for the Underlying ETFs.

**Authorized Participant Concentration Risk.** Only an authorized participant may engage in creation or redemption transactions directly with the Fund. The Fund has a limited number of institutions that may act as authorized participants on an agency basis (*i.e.*, on behalf of other market participants). Authorized participants are not obligated to make a market in Shares or submit orders for the issuance or redemption of Creation Units. To the extent that authorized participants exit the business or are unable to proceed with orders for the issuance or redemption of Creation Units and no other authorized participant is able to step forward to fulfill the order, Shares may be more likely to trade at a premium or discount to NAV and possibly face trading halts and/or delisting, and the bid/ask spread on Shares may widen.

**Cyber Security Risk.** As the use of Internet technology has become more prevalent in the course of business, the investment industry has become more susceptible to potential operational risks through breaches in cyber security. A breach in cyber security refers to both intentional and unintentional events that may cause the Fund to lose proprietary information, suffer data corruption or lose operational capacity. Such events could cause the Fund to incur regulatory penalties, reputational damage, additional compliance costs associated with corrective measures and/or financial loss. Cyber security breaches may involve unauthorized access to the Fund’s digital information systems through “hacking” or malicious software coding but may also result from outside attacks such as denial-of-service attacks through efforts to make network services unavailable to intended users. In addition, cyber security breaches of the Fund’s third-party service providers, such as its administrator, transfer agent or custodian, can also subject the Fund to many

of the same risks associated with direct cyber security breaches. The Fund has established risk management systems designed to reduce the risks associated with cyber security. However, there is no guarantee that such efforts will succeed, especially because the Fund does not directly control the cyber security systems of issuers or third-party service providers. The Fund may incur substantial costs in order to resolve or prevent cyber security incidents in the future.

**Index Provider Risk.** The Fund seeks to achieve returns that generally correspond, before fees and expenses, to the performance of the Index, as published by the Index Provider. There is no assurance that the Index Provider will compile its Index accurately, or that the Index will be determined, composed or calculated accurately. While the Index Provider gives descriptions of what the Index is designed to achieve, the Index Provider does not provide any warranty or accept any liability in relation to the quality, accuracy or completeness of data in the Index, and it does not guarantee that its Index will be in line with its methodology.

**Index Risk.** The Fund is not actively managed. The Fund invests in securities included in its Index regardless of their investment merit. Unlike many investment companies, the Fund does not utilize an investing strategy that seeks returns in excess of the Index. Therefore, it would not necessarily buy or sell a security unless that security is added or removed, respectively, from the Index, even if that security generally is underperforming.

**Market Maker Risk.** The Fund faces market trading risks, including the potential lack of an active market for Shares due to a limited number of market makers. If the Fund has lower average daily trading volumes, it may rely on a small number of third-party market makers to provide a market for the purchase and sale of Shares. Any trading halt or other problem relating to the trading activity of these market makers could result in a dramatic change in the spread between the Fund's NAV and the price at which the Shares are trading on the Exchange, which could result in a decrease in value of the Shares. In addition, decisions by market makers or APs to reduce their role or step away from these activities in times of market stress could inhibit the effectiveness of the arbitrage process in maintaining the relationship between the underlying values of the Fund's portfolio securities and the Fund's market price. This reduced effectiveness could result in Shares trading at a discount to NAV and also in greater than normal intra-day bid-ask spreads for Shares.

**Market Risk.** The Fund could lose money over short periods due to short-term market movements and over longer periods during more prolonged market downturns. Assets may decline in value due to factors affecting financial markets generally or particular asset classes or industries represented in the markets. The value of the Underlying ETFs, the FLEX Options held by such Underlying ETFs, or other assets may also decline due to general market conditions, economic trends or events that are not specifically related to the issuer of the security or other asset, or due to factors that affect a particular issuer or issuers, country, group of countries, region, market, industry, group of industries, sector or asset class. During a general market downturn, multiple asset classes may be negatively affected. Changes in market conditions and interest rates will not have the same impact on all types of securities. Values of securities may change due to factors such as inflation, changes in interest rates, changes in regulatory requirements, bank failures, political climate deterioration or developments, armed conflicts, natural disasters or future health crises, may negatively impact market conditions, and cause a decrease in the value of securities. Other unexpected political, regulatory and diplomatic events within the U.S. and abroad may affect investor and consumer



confidence and may adversely impact financial markets and the broader economy. These events, and any other future events, may adversely affect the prices and liquidity of the Fund's investments and could result in disruptions in the trading markets. Securities, including Shares, are subject to market fluctuations and liquidity constraints that may be caused by factors or other economic, political, or regulatory developments, changes in interest rates, and/or perceived trends in securities prices. Shares of the Fund could decline in value or underperform other investments. In addition, local, regional or global events such as war, acts of terrorism, spread of infectious diseases or other public health issues, recessions, or other events could have a significant negative impact on a Fund and its investments. Such events may affect certain geographic regions, countries, sectors and industries more significantly than others. Such events could result in disruptions to trading markets and could also adversely affect the prices and liquidity of a Fund's holdings. Any of such circumstances could result in increased market volatility and/or have a materially negative impact on the value of Shares or the liquidity of an investment. During any such events, Shares may trade at greater premiums or discounts to their NAV and the bid/ask spread on Shares may widen. The future potential economic impact of any such future events is impossible to predict and could result in adverse market conditions that impact the performance of the Fund.

**Non-Correlation Risk.** The Fund's return may not match the return of the Index for a number of reasons. For example, the Fund incurs operating expenses not applicable to the Index, and incurs costs in buying and selling securities, especially when rebalancing the Fund's securities holdings to reflect changes in the composition of the Index. Although the Fund currently intends to seek to fully replicate the Index, the Fund may use a representative sampling approach, which may cause the Fund not to be as well-correlated with the return of the Index as would be the case if the Fund purchased all of the securities in the Index in the proportions represented in the Index. In addition, the performance of the Fund and the Index may vary due to asset valuation differences and differences between the Fund's portfolio and the Index resulting from legal restrictions, cost or liquidity constraints.

**Non-Diversification Risk.** The Fund is classified as "non-diversified" under the 1940 Act. As a result, the Fund is only limited as to the percentage of its assets which may be invested in the securities of any one issuer by the diversification requirements imposed by the Code. The Fund may invest a relatively high percentage of its assets in a limited number of issuers. As a result, the Fund may be more susceptible to a single adverse economic or regulatory occurrence affecting one or more of these issuers, experience increased volatility and be highly invested in certain issuers.

**Operational Risk.** The Fund is exposed to operational risks arising from a number of factors, including, but not limited to, processing and communication errors, errors of the Fund's service providers, counterparties or other third-parties, failed or inadequate processes and technology or systems failures. Additionally, cyber security failures or breaches of the electronic systems of the Fund and/or its service providers may disrupt or negatively impact the operation of the Fund which may result in financial losses to the Fund and its shareholders. The Fund and its Adviser and Sub-Adviser (as defined below) seek to reduce these operational risks through controls and procedures. However, these measures do not address every possible risk and may be inadequate to address these risks.

**Passive Investment Risk.** The Fund invests in the securities included in the Index regardless of their investment merit. The Fund does not attempt to outperform the Index or take defensive positions in declining markets. As a result, the Fund's performance may be adversely affected by a general decline in the market segments relating to the Index.

**Premium/Discount Risk.** Shares trade on the Exchange at market prices rather than their NAV. The Fund's NAV represents the value of the Fund's investments and is calculated by taking the sum of the Fund's assets less the Fund's liabilities, if any. The NAV per Share is the value of a Share's portion of all of the Fund's net assets. The market price of Shares generally corresponds to movements in the Fund's NAV as well as the relative supply and demand for Shares on the Exchange. The market price may be at, above (a premium) or below (a discount) the Fund's NAV. Differences in market prices of Shares and the NAV per Share may be due, in large part, to the fact that supply and demand forces at work in the secondary trading market for Shares will be closely related to, but not identical to, the same forces influencing the prices of the Fund's holdings trading individually or in the aggregate at any point in time. These differences can be especially pronounced during times of market volatility or stress. During these periods, the demand for Shares may decrease considerably and cause the market price of Shares to deviate, and in some cases deviate significantly, from the Fund's NAV. Additionally, decisions by market makers and/or authorized participants or reduced effectiveness of the arbitrage process in maintaining the relationship of the Fund's NAV to the market price of its Shares could result in the Shares trading at a premium, or discount to NAV and the bid/ask spread on Shares may widen.

**Trading Issues Risk.** Although Shares are listed for trading on the Exchange, there can be no assurance that an active trading market for Shares will develop or be maintained. Shares trade on the Exchange at market prices that may be below, at or above the Fund's NAV. Trading in Shares on the Exchange may be halted due to market conditions or for reasons that, in the view of the Exchange, make trading in Shares inadvisable. In addition, trading in Shares on the Exchange is subject to trading halts caused by extraordinary market volatility pursuant to the Exchange "circuit breaker" rules. Market makers are under no obligation to make a market in the Shares, and APs are not obligated to submit purchase or redemption orders for Creation Units. There can be no assurance that the requirements of the Exchange necessary to maintain the listing of the Fund will continue to be met or will remain unchanged.

## Management of the Fund

The Fund is a series of Innovator ETFs Trust, an investment company registered under the 1940 Act. The Fund is treated as a separate fund with its own investment objectives and policies. The Trust is organized as a Delaware statutory trust. The Board is responsible for the overall management and direction of the Trust. The Board elects the Trust's officers and approves all significant agreements, including those with the Adviser, Sub-Adviser, custodian and fund administrative and accounting agent.

### Investment Adviser

Innovator Capital Management, LLC, 109 North Hale Street, Wheaton, Illinois 60187, serves as the Fund's investment adviser. In its capacity as Adviser to the Fund, Innovator has overall responsibility for selecting and monitoring the Fund's investments and managing the Fund's business affairs.

### Investment Sub-Adviser

Penserra Capital Management LLC, 140 Broadway, 26<sup>th</sup> Floor, New York, NY 10005, serves as the Fund's investment sub-adviser. Penserra has responsibility for managing the Fund's investment program in pursuit of its investment objective.

### Portfolio Managers

Dustin Lewellyn, Ernesto Tong and Anand Desai serve as the Fund's portfolio managers.

- *Dustin Lewellyn, CFA.* Mr. Lewellyn has been Chief Investment Officer with Penserra since 2012. He was President and Founder of Golden Gate Investment Consulting LLC from 2011 through 2015. Prior to that, Mr. Lewellyn was a managing director at Charles Schwab Investment Management, Inc. ("CSIM"), which he joined in 2009, and head of portfolio management for Schwab ETFs. Prior to joining CSIM, he worked for two years as director of ETF product management and development at a major financial institution focused on asset and wealth management. Prior to that, he was a portfolio manager for institutional clients at a financial services firm for three years. In addition, he held roles in portfolio operations and product management at a large asset management firm for more than 6 years.
- *Ernesto Tong, CFA.* Mr. Tong has been a Managing Director with Penserra since 2015. Prior to that, Mr. Tong spent seven years a vice president at Blackrock, where he was a portfolio manager for a number of the iShares ETFs, and prior to that, he spent two years in the firm's index research group.
- *Anand Desai.* Mr. Desai has served as a Director with Penserra since 2023. Mr. Desai served as a Senior Vice President with Penserra from 2020 – 2022 and was an Associate with Penserra from 2015 – 2020. Prior to that, Mr. Desai was a portfolio fund accountant at State Street for five years.

For additional information concerning Innovator and Penserra, including a description of the services provided to the Fund, please see the Fund's statement of additional information (the "SAI"). Additional information regarding the portfolio manager's compensation, other accounts managed by the portfolio managers and the portfolio managers' ownership of Shares may also be found in the SAI.

### **MANAGEMENT FEE**

Pursuant to an investment advisory agreement between Innovator and the Trust, on behalf of the Fund (the "*Investment Management Agreement*"), the Fund has agreed to pay an annual unitary management fee to Innovator in an amount equal to 0.20% of its average daily net assets. This unitary management fee is designed to pay the Fund's expenses and to compensate Innovator for the services it provides to the Fund. Out of the unitary management fee, Innovator pays substantially all expenses of the Fund, including the cost of transfer agency, custody, fund administration, legal, audit and other service and license fees. However, Innovator is not responsible for distribution

and service fees payable pursuant to a Rule 12b-1 plan, if any, brokerage commissions and other expenses connected with the execution of portfolio transactions, taxes, interest, and extraordinary expenses.

Innovator has agreed to waive management fees of 0.10% of average daily net assets until June 30, 2024. The waiver may be terminated by action of the Board at any time upon 60 days' written notice by the Trust, on behalf of the Fund, or by Innovator on or after June 30, 2024.

Pursuant to an investment sub-advisory agreement between Innovator, Penserra and the Trust, on behalf of the Fund (the "*Investment Sub-Advisory Agreement*"), Innovator has agreed to pay an annual sub-advisory fee to Penserra in an amount based on the Fund's average daily net assets. Innovator is responsible for paying the entirety of Penserra's sub-advisory fee. The Fund does not directly pay Penserra.

A discussion regarding the basis for the Board's approval of the Investment Management Agreement and Investment Sub-Advisory Agreement on behalf of the Fund is available in the Fund's Annual Report to shareholders for the fiscal year ended October 31, 2023.

*Manager of Managers Structure.* The Fund and Innovator have received an exemptive order from the SEC to operate under a manager of managers structure that permits Innovator, with the approval of the Board, to appoint and replace sub-advisers, enter into sub-advisory agreements, and materially amend and terminate sub-advisory agreements on behalf of the Fund without shareholder approval ("*Manager of Managers Structure*"). Under the Manager of Managers Structure, Innovator has ultimate responsibility, subject to oversight by the Board, for overseeing the Fund's sub-advisers and recommending to the Board their hiring, termination, or replacement. The SEC order does not apply to any sub-adviser that is affiliated with the Fund or Innovator.

The Manager of Managers Structure enables the Fund to operate with greater efficiency and without incurring the expense and delays associated with obtaining shareholder approvals for matters relating to any sub-adviser or the sub-advisory agreement. The Manager of Managers Structure does not permit an increase in the advisory fees payable by the Fund without shareholder approval. Shareholders will be notified of any changes made to any sub-adviser or a sub-advisory agreement within 90 days of the change.

## **How to Buy and Sell Shares**

The Fund will issue or redeem its Shares at NAV per Share only in Creation Units. Most Fund shareholders will buy and sell Shares in secondary market transactions through brokers. Shares will be listed for trading on the secondary market on the Exchange. Shares can be bought and sold throughout the trading day like other publicly traded shares. Share prices are reported in dollars and cents per Share. There is no minimum investment. When buying or selling Shares through a broker, you will incur customary brokerage commissions and charges, and you may pay some or all of the spread between the bid and the offered price in the secondary market on each leg of a round trip (purchase and sale) transaction. Because Shares trade at market price rather than NAV, a Fund shareholder may pay more than NAV when purchasing Shares and receive less than NAV when selling Shares.

Authorized participants may acquire Shares directly from the Fund, and authorized participants may tender their Shares for redemption directly to the Fund, at NAV per Share only in Creation Units and in accordance with the procedures described in the SAI.

### **BOOK ENTRY**

Shares are held in book-entry form, which means that no stock certificates are issued. The Depository Trust Company (“DTC”) or its nominee is the record owner of all outstanding Shares and is recognized as the owner of all Shares for all purposes.

Investors owning Shares are beneficial owners as shown on the records of DTC or its participants. DTC serves as the securities depository for all Shares. Participants in DTC include securities brokers and dealers, banks, trust companies, clearing corporations and other institutions that directly or indirectly maintain a custodial relationship with DTC. As a beneficial owner of Shares, you are not entitled to receive physical delivery of stock certificates or to have Shares registered in your name, and you are not considered a registered owner of Shares. Therefore, to exercise any right as an owner of Shares, you must rely upon the procedures of DTC and its participants. These procedures are the same as those that apply to any other stocks that you hold in book entry or “street name” form.

### **SHARE TRADING PRICES**

The trading prices of Shares on the Exchange is based on market price and may differ from the Fund’s daily NAV. Market forces of supply and demand, economic conditions and other factors may affect the trading prices of Shares.

### **FREQUENT PURCHASES AND REDEMPTIONS OF SHARES**

The Fund does not impose restrictions on the frequency of purchases and redemptions (“*market timing*”), and has adopted no policies and procedures with respect to market timing activities. In making this determination, the Board considered the risks associated with market timing activities by the Fund’s shareholders, including, dilution, disruption of portfolio management, increases in the Fund’s trading costs and the potential for the realization of capital gains.

Shares may be purchased and redeemed directly from the Fund only when aggregated into one or more Creation Units by authorized participants that have entered into agreements with the Fund’s distributor. The vast majority of trading in Shares occurs on the secondary market and does not involve the Fund directly. Cash trades on the secondary market are unlikely to cause many of the harmful effects of frequent purchases and/or redemptions of Shares detailed above. To the extent the Fund may effect the issuance or redemption of Creation Units in exchange wholly or partially for cash, such trades could result in disruption of portfolio management, dilution to the Fund and increased transaction costs, which could negatively impact the Fund’s ability to achieve its investment objectives, and may lead to the realization of capital gains. These consequences may increase as the frequency of cash purchases and redemptions of Creation Units by authorized participants increases. However, direct trading by authorized participants is critical to ensuring that Shares trade at or close to NAV.

To minimize these potential consequences of frequent purchases and redemptions of Shares, the Fund imposes transaction fees on purchases and redemptions of Creation Units to cover the custodial and other costs the Fund incurs in effecting trades. In addition, the Fund reserves the right to not accept orders from authorized participants that Innovator has determined may be disruptive to the management of the Fund or otherwise are not in the best interests of the Fund. For these reasons, the Board has not adopted policies and procedures with respect to frequent purchases and redemptions of Shares.

## **Dividends, Distributions and Taxes**

The Fund expects to declare and distribute all of its net investment income and its net realized capital gains, if any, at least annually. The Fund may distribute such income dividends and capital gains more frequently, if necessary, in order to reduce or eliminate federal excise or income taxes on the Fund. The amount of any distribution will vary, and there is no guarantee the Fund will pay either an income dividend or a capital gains distribution. Distributions may be reinvested automatically in additional whole Shares only if the broker through whom you purchased Shares makes such option available.

### **TAXES**

This section summarizes some of the main U.S. federal income tax consequences of owning Shares of the Fund. This section is current as of the date of this prospectus. Tax laws and interpretations change frequently, and this summary does not describe all of the tax consequences to all taxpayers. For example, this summary generally does not describe your situation if you are a corporation, a non-U.S. person, a broker dealer, or other investor with special circumstances. In addition, this section does not describe your state, local or non-U.S. tax consequences.

This federal income tax summary is based in part on the advice of counsel to the Fund. The Internal Revenue Service could disagree with any conclusions set forth in this section. In addition, counsel to the Fund was not asked to review, and has not reached a conclusion with respect to, the federal income tax treatment of the assets to be included in the Fund. This may not be sufficient for you to use for the purpose of avoiding penalties under federal tax law.

As with any investment, you should seek advice based on your individual circumstances from your own tax advisor.

The Fund intends to continue to qualify as a “regulated investment company” under the federal tax laws. If the Fund qualifies as a regulated investment company and distributes its income as required by the tax law, the Fund generally will not pay federal income taxes.

As with any investment, you should consider how your investment in Shares will be taxed. The tax information in this prospectus is provided as general information. You should consult your own tax advisor about the tax consequences of an investment in Shares.

Unless your investment in Shares is made through a tax-exempt entity or tax-deferred retirement account, such as an IRA plan, you need to be aware of the possible tax consequences when:

- The Fund makes distributions,
- You sell your Shares listed on the Exchange, and
- You purchase or redeem Creation Units.

#### **TAXES ON DISTRIBUTIONS**

The Fund's distributions are generally taxable. After the end of each year, you will receive a tax statement that separates the distributions of the Fund into two categories, ordinary income distributions and capital gain dividends. Ordinary income distributions are generally taxed at your ordinary tax rate; however, as further discussed below, certain ordinary income distributions received from the Fund may be taxed at the capital gains tax rates. Generally, you will treat all capital gain dividends as long-term capital gains regardless of how long you have owned your Shares. To determine your actual tax liability for your capital gain dividends, you must calculate your total net capital gain or loss for the tax year after considering all of your other taxable transactions, as described below. In addition, the Fund may make distributions that represent a return of capital for tax purposes and thus will generally not be taxable to you; however, such distributions may reduce your tax basis in your Shares, which could result in you having to pay higher taxes in the future when Shares are sold, even if you sell the Shares at a loss from your original investment. The tax status of your distributions from the Fund is not affected by whether you reinvest your distributions in additional Shares or receive them in cash. The income from the Fund that you must take into account for federal income tax purposes is not reduced by amounts used to pay a deferred sales fee, if any. The tax laws may require you to treat distributions made to you in January as if you had received them on December 31 of the previous year.

Income from the Fund may also be subject to a 3.8% "Medicare tax." This tax generally applies to your net investment income if your adjusted gross income exceeds certain threshold amounts, which are \$250,000 in the case of married couples filing joint returns and \$200,000 in the case of single individuals.

A corporation that owns Shares generally will not be entitled to the dividends received deduction with respect to many dividends received from the Fund because the dividends received deduction is generally not available for distributions from regulated investment companies. However, certain ordinary income dividends on Shares that are attributable to qualifying dividends received by the Fund from certain corporations may be reported by the Fund as being eligible for the dividends received deduction.

If you are an individual, the maximum marginal stated federal tax rate for net capital gain is generally 20% (15% or 0% for taxpayers with taxable incomes below certain thresholds). Some capital gains, including some portion of your capital gain dividends, may be taxed at a higher maximum stated tax rate. Capital gains may also be subject to the Medicare tax described above.

Net capital gain equals net long-term capital gain minus net short-term capital loss for the taxable year. Capital gain or loss is long-term if the holding period for the asset is more than one year and is short-term if the holding period for the asset is one year or less. You must exclude the date you purchase your Shares to determine your holding period. However, if you receive a capital gain dividend from the Fund and sell your Share at a loss after holding it for six months or less, the loss will be recharacterized as long-term capital loss to the extent of the capital gain dividend received. The tax rates for capital gains realized from assets held for one year or less are generally the same as for ordinary income. The Code treats certain capital gains as ordinary income in special situations.

An election may be available to you to defer recognition of the gain attributable to a capital gain dividend if you make certain qualifying investments within a limited time. You should talk to your tax advisor about the availability of this deferral election and its requirements.

Ordinary income dividends received by an individual shareholder from a regulated investment company such as the Fund are generally taxed at the same rates that apply to net capital gain (as discussed above), provided certain holding period requirements are satisfied and provided the dividends are attributable to qualifying dividends received by the Fund itself. The Fund will provide notice to its shareholders of the amount of any distribution which may be taken into account as a dividend which is eligible for the capital gains tax rates.

#### **TAXES ON EXCHANGE LISTED SHARES**

If you sell or redeem your Shares, you will generally recognize a taxable gain or loss. To determine the amount of this gain or loss, you must subtract your tax basis in your Shares from the amount you receive in the transaction. Your tax basis in your Shares is generally equal to the cost of your Shares, generally including sales charges. In some cases, however, you may have to adjust your tax basis after you purchase your Shares.

#### **TAXES ON PURCHASES AND REDEMPTIONS OF CREATION UNITS**

If you exchange securities for Creation Units you will generally recognize a gain or a loss. The gain or loss will be equal to the difference between the market value of the Creation Units at the time and your aggregate basis in the securities surrendered and the cash component paid. If you exchange Creation Units for securities, you will generally recognize a gain or loss equal to the difference between your basis in the Creation Units and the aggregate market value of the securities received and any cash redemption amount. The Internal Revenue Service, however, may assert that a loss realized upon an exchange of securities for Creation Units or Creation Units for securities cannot be deducted currently under the rules governing “wash sales,” or on the basis that there has been no significant change in economic position.

#### **TREATMENT OF FUND EXPENSES**

Expenses incurred and deducted by the Fund will generally not be treated as income taxable to you. In some cases, however, you may be required to treat your portion of these Fund expenses as income. You may not be able to take a deduction for some or all of these expenses, even if the cash you receive is reduced by such expenses.



## **BACKUP WITHHOLDING**

The Fund may be required to withhold U.S. federal income tax (“*backup withholding*”) from dividends and capital gains distributions paid to shareholders. Federal tax will be withheld if (1) the shareholder fails to furnish the Fund with the shareholder’s correct taxpayer identification number or social security number, (2) the IRS notifies the shareholder or the Fund that the shareholder has failed to report properly certain interest and dividend income to the IRS and to respond to notices to that effect, or (3) when required to do so, the shareholder fails to certify to the Fund that he or she is not subject to backup withholding. The current backup withholding rate is 24%. Any amounts withheld under the backup withholding rules may be credited against the shareholder’s U.S. federal income tax liability.

## **NON-U.S. TAX CREDIT**

If the Fund invests in non-U.S. securities, the tax statement that you receive may include an item showing non-U.S. taxes the Fund paid to other countries. In this case, dividends taxed to you will include your share of the taxes the Fund paid to other countries. You may be able to deduct or receive a tax credit for your share of these taxes.

## **NON-U.S. INVESTORS**

If you are a non-U.S. investor (*i.e.*, an investor other than a U.S. citizen or resident or a U.S. corporation, partnership, estate or trust), you should be aware that, generally, subject to applicable tax treaties, distributions from the Fund will generally be characterized as dividends for federal income tax purposes (other than dividends which the Fund properly reports as capital gain dividends) and will be subject to U.S. federal income taxes, including withholding taxes, subject to certain exceptions described below. However, distributions received by a non-U.S. investor from the Fund that are properly reported by the Fund as capital gain dividends may not be subject to U.S. federal income taxes, including withholding taxes, provided that the Fund makes certain elections and certain other conditions are met. Distributions from the Fund that are properly reported by the Fund as an interest-related dividend attributable to certain interest income received by the Fund or as a short-term capital gain dividend attributable to certain net short-term capital gain income received by the Fund may not be subject to U.S. federal income taxes, including withholding taxes when received by certain non-U.S. investors, provided that the Fund makes certain elections and certain other conditions are met.

Distributions to, and gross proceeds from dispositions of shares by (i) certain non-U.S. financial institutions that have not entered into an agreement with the U.S. Treasury to collect and disclose certain information and are not resident in a jurisdiction that has entered into such an agreement with the U.S. Treasury and (ii) certain other non-U.S. entities that do not provide certain certifications and information about the entity’s U.S. owners, may be subject to a U.S. withholding tax of 30%. However, proposed regulations may eliminate the requirement to withhold on payments of gross proceeds from dispositions.

## **INVESTMENTS IN CERTAIN NON-U.S. CORPORATIONS**

If the Fund holds an equity interest in any “passive foreign investment companies” (“*PFICs*”), which are generally certain non-U.S. corporations that receive at least 75% of their annual gross income from passive sources (such as interest, dividends, certain rents and royalties or capital

gains) or that hold at least 50% of their assets in investments producing such passive income, the Fund could be subject to U.S. federal income tax and additional interest charges on gains and certain distributions with respect to those equity interests, even if all the income or gain is timely distributed to its shareholders. The Fund will not be able to pass through to its shareholders any credit or deduction for such taxes. The Fund may be able to make an election that could ameliorate these adverse tax consequences. In this case, the Fund would recognize as ordinary income any increase in the value of such PFIC shares, and as ordinary loss any decrease in such value to the extent it did not exceed prior increases included in income. Under this election, the Fund might be required to recognize in a year income in excess of its distributions from PFICs and its proceeds from dispositions of PFIC stock during that year, and such income would nevertheless be subject to the distribution requirement and would be taken into account for purposes of the 4% excise tax. Dividends paid by PFICs are not treated as qualified dividend income.

The foregoing discussion summarizes some of the possible consequences under current federal tax law of an investment in the Fund. It is not a substitute for personal tax advice. You also may be subject to state and local taxes on Fund distributions and sales of Shares.

Consult your personal tax advisor about the potential tax consequences of an investment in Shares under all applicable tax laws. See “Distributions and Taxes” in the SAI for more information.

### **Distributor**

Foreside Fund Services, LLC serves as the distributor of Creation Units for the Fund on an agency basis. The Distributor does not maintain a secondary market in the Shares.

### **Net Asset Value**

US Bancorp Fund Services LLC (“*USBFS*”), the Fund’s administrator and fund accounting agent, calculates the Fund’s NAV at the close of regular trading (ordinarily 4:00 p.m. E.S.T.) every day the New York Stock Exchange is open. The NAV for one Share is the value of that Share’s portion of the net assets of the Fund, which is calculated by taking the market price of the Fund’s total assets, including any interest or dividends accrued but not yet collected, less all liabilities, and dividing such amount by the total number of Shares outstanding. The result, rounded to the nearest cent is the NAV per Share.

Section 2(a)(41) of the 1940 Act provides that when a market quotation is readily available for a fund’s portfolio investments, such investment must be valued at the market value. Rule 2a-5 under the 1940 Act defines a readily available market quotation as “a quoted price (unadjusted) in active markets for identical investments that the fund can access at a measurement date, provided that a quotation will not be readily available if it is not reliable.” If a market quotation is not “readily available” the the portfolio investment must be fair valued as determined in good faith by a fund’s board of trustees. Rule 2a-5 allows a fund’s board of trustees to designate the fund’s investment adviser as the “valuation designee” to perform fair value determinations subject to certain conditions. In accordance with Rule 2a-5, the Board has appointed Innovator as the “Valuation Designee” for the Fund’s portfolio investments. Investments will be fair valued as determined in good faith in accordance with the policies and procedures established by Innovator as the Valuation Designee pursuant to Rule 2a-5 and approved by, and subject to the oversight of, the Board of Trustees. As

a general principle, “fair value” represents a good faith approximation of the value of a portfolio investment and is the amount the Fund might reasonably expect to receive from the current sale of that investment in an arm’s-length transaction. The use of fair value prices may result in prices used by the Fund that may differ from current market quotations or official closing prices on the applicable exchange. A variety of factors may be considered in determining the fair value of such securities. While the Valuation Procedures (defined below) are intended to result in the Fund’s NAV calculation that fairly reflects the values as of the time of pricing, the fair value determined for a portfolio instrument may be materially different from the value that could be realized upon the sale of that instrument.

Common stocks, preferred stocks and other equity securities listed on any national or foreign exchange (excluding the NASDAQ National Market (“NASDAQ”) and the London Stock Exchange Alternative Investment Market (“AIM”)) will be valued at the last sale price on the exchange on which they are principally traded or, for NASDAQ and AIM securities, the official closing price. Securities traded on more than one securities exchange are valued at the last sale price or official closing price, as applicable, at the close of the exchange representing the principal market for such securities. Securities traded in the over-the-counter market are valued at the mean of the bid and the asked price, if available, and otherwise at their closing bid price.

USBFS may obtain all market quotations used in valuing securities from a third-party pricing service vendor (a “Pricing Service”). If no quotation can be obtained from a Pricing Service, then USBFS will contact Innovator. Innovator is responsible for establishing the valuation of portfolio securities and other instruments held by the Fund in accordance with the pricing and valuation procedures adopted by the Board (the “Valuation Procedures”). Innovator will then attempt to obtain one or more broker quotes for the security daily and will value the security accordingly.

If no quotation is available from either a Pricing Service, or one or more brokers, or if Innovator has reason to question the reliability or accuracy of a quotation supplied or the use of amortized cost, the value of any portfolio security held by the Fund for which reliable market quotations are not readily available will be determined by Innovator in a manner that most appropriately reflects fair market value of the security on the valuation date. The use of a fair valuation method may be appropriate if, for example: (i) market quotations do not accurately reflect fair value of an investment; (ii) an investment’s value has been materially affected by events occurring after the close of the exchange or market on which the investment is principally traded (for example, a foreign exchange or market); (iii) a trading halt closes an exchange or market early; or (iv) other events result in an exchange or market delaying its normal close.

Fair valuation of an equity security will be based on the consideration of all available information, including, but not limited to, the following: (a) the type of security; (b) the size of the holding; (c) the initial cost of the security; (d) transactions in comparable securities; (e) price quotes from dealers and/or pricing services; (f) relationships among various securities; (g) information obtained by contacting the issuer, analysts, or the appropriate stock exchange; (h) an analysis of the issuer’s financial statements; and (i) the existence of merger proposals or tender offers that might affect the value of the security.

With respect to any non-U.S. securities held by the Fund, the Fund may take factors influencing specific markets or issuers into consideration in determining the fair value of a non-U.S. security. International securities markets may be open on days when the U.S. markets are closed. In such cases, the value of any international securities owned by the Fund may be significantly affected on days when investors cannot buy or sell Shares. In addition, due to the difference in times between the close of the international markets and the time the Fund prices its Shares, the value the Fund assigns to securities generally will not be the same as the quoted or published prices of those securities on their primary markets or exchanges. In determining fair value prices, the Fund may consider the performance of securities on their primary exchanges, foreign currency appreciation/depreciation, securities market movements in the U.S., or other relevant information as related to the securities.

For more information about how the Fund's NAV is determined, please see the section in the SAI entitled "Determining Offering Price and Net Asset Value."

## Disclaimers

Neither MerQube, Inc. nor any of its affiliates (collectively, "*MerQube*") is the issuer or producer of the Fund and MerQube has no duties, responsibilities, or obligations to investors in the Fund. The index underlying the Fund is a product of MerQube and has been licensed for use by Innovator (or, the "*Licensee*"). Such index is calculated using, among other things, market data or other information ("*Input Data*") from one or more sources (each such source, a "*Data Provider*"). MerQube® is a registered trademark of MerQube, Inc. These trademarks have been licensed for certain purposes by Licensee in its capacity as the issuer of the Fund. The Fund is not sponsored, endorsed, sold or promoted by MerQube, any Data Provider, or any other third party, and none of such parties make any representation regarding the advisability of investing in securities generally or in the Fund particularly, nor do they have any liability for any errors, omissions, or interruptions of the Input Data, the Index, or any associated data. Neither MerQube nor the Data Providers make any representation or warranty, express or implied, to the owners of the shares of the Fund or to any member of the public, of any kind, including regarding the ability of the Index to track market performance or any asset class. The Index is determined, composed and calculated by MerQube without regard to Licensee or the Fund. MerQube and Data Providers have no obligation to take the needs of Licensee or the owners of the Fund into consideration in determining, composing or calculating the Index. Neither MerQube nor any Data Provider is responsible for and have not participated in the determination of the prices or amount of the Fund or the timing of the issuance or sale of the Fund or in the determination or calculation of the equation by which the Fund is to be converted into cash, surrendered or redeemed, as the case may be. MerQube and Data Providers have no obligation or liability in connection with the administration, marketing or trading of the Fund. There is no assurance that investment products based on the Index will accurately track index performance or provide positive investment returns. MerQube is not an investment advisor. Inclusion of a security within an index is not a recommendation by MerQube to buy, sell, or hold such security, nor is it considered to be investment advice.

NEITHER MERQUBE NOR ANY OTHER DATA PROVIDER GUARANTEES THE ADEQUACY, ACCURACY, TIMELINESS AND/OR THE COMPLETENESS OF THE INDEX OR ANY DATA RELATED THERETO (INCLUDING DATA INPUTS) OR ANY COMMUNICATION WITH RESPECT THERETO. NEITHER MERQUBE NOR ANY OTHER DATA PROVIDERS SHALL BE SUBJECT TO ANY DAMAGES OR LIABILITY FOR ANY ERRORS, OMISSIONS, OR DELAYS THEREIN. MERQUBE AND ITS DATA PROVIDERS MAKE NO EXPRESS OR IMPLIED WARRANTIES, AND THEY EXPRESSLY DISCLAIM ALL WARRANTIES, OF MERCHANTABILITY OR FITNESS FOR A PARTICULAR PURPOSE OR USE OR AS TO RESULTS TO BE OBTAINED BY LICENSEE, OWNERS OF THE FUND, OR ANY OTHER PERSON OR ENTITY FROM THE USE OF THE INDEX OR WITH RESPECT TO ANY DATA RELATED THERETO. WITHOUT LIMITING ANY OF THE FOREGOING, IN NO EVENT WHATSOEVER SHALL MERQUBE OR DATA PROVIDERS BE LIABLE FOR ANY INDIRECT, SPECIAL, INCIDENTAL, PUNITIVE, OR CONSEQUENTIAL DAMAGES INCLUDING BUT NOT LIMITED TO, LOSS OF PROFITS, TRADING LOSSES, LOST TIME OR GOODWILL, EVEN IF THEY HAVE BEEN ADVISED OF THE POSSIBILITY OF SUCH DAMAGES, WHETHER IN CONTRACT, TORT, STRICT LIABILITY, OR OTHERWISE. THE FOREGOING REFERENCES TO “MERQUBE” AND/OR “DATA PROVIDER” SHALL BE CONSTRUED TO INCLUDE ANY AND ALL SERVICE PROVIDERS, CONTRACTORS, EMPLOYEES, AGENTS, AND AUTHORIZED REPRESENTATIVES OF THE REFERENCED PARTY.

### **Fund Service Providers**

US Bancorp Fund Services LLC, doing business as U.S. Bank Global Fund Services, is the administrator and transfer agent for the Trust. U.S. Bank, N.A. serves as the custodian for the Trust.

Chapman and Cutler LLP, 320 South Canal Street, Chicago, Illinois 60606, serves as legal counsel to the Trust.

Cohen & Company, Ltd., 342 North Water Street, Suite 830, Milwaukee, Wisconsin 53202, serves as the Trust’s independent registered public accounting firm and is responsible for auditing the annual financial statements of the Trust.

### **Premium/Discount Information**

Information showing the number of days the market price of Shares was greater (at a premium) and less (at a discount) than the Fund’s NAV for the most recently completed calendar year, and the most recently completed calendar quarters since that year (or the life of the Fund, if shorter), is available at [www.innovatoretfs.com](http://www.innovatoretfs.com).

### **Other Investment Companies**

Section 12(d)(1) of the 1940 Act restricts investments by investment companies in the securities of other investment companies. The SEC adopted Rule 12d1-4 under the 1940 Act, which outlines the requirements under which an investment company may invest in securities of another investment company beyond the limits prescribed in Section 12(d)(1) of the 1940 Act. Any investment by another investment company in the Fund, or by the Fund in another investment company, must comply with Rule 12d1-4 in order to exceed the limits contained in Section 12(d)(1).

## Financial Highlights

The financial highlights table is intended to help you understand the Fund's financial performance. The total returns in the table represent how much an investor would have earned (or lost) on an investment in the Fund (assuming reinvestment of all dividends and distributions). Certain information reflects financial results for a single Fund Share. The information below has been audited by Cohen & Company, Ltd., the Trust's independent registered public accounting firm, whose report, along with the Fund's financial statements, are included in the Fund's Annual Report, which is available upon request.

### Per Share Operating Performance (For a share outstanding throughout each period)

	Net Asset Value, Beginning of Period	Investment Operations:			Capital Share	Distributions Paid to Shareholders:		
		Net investment income/(loss) <sup>(c)</sup>	Net realized and unrealized gain/(loss)	Total From Investment Operations	Transactions:	Paid from net investment income	Paid from return of capital	Total Distributions Paid
					Transaction fees			
<b>Innovator Laddered Allocation Buffer ETF™</b>								
For the year ended 10/31/2023 . . . . .	\$ 22.97	(0.02)	2.06	2.04	—	—	—	—
For the period 2/8/2022 <sup>(e)</sup> - 10/31/2022. . .	\$ 24.89	(0.02)	(1.90)	(1.92)	—	—	—	—

### Ratios/Supplemental Data:

	Change in Net Asset Value for the Period	Net Asset Value, End of Period	Total return <sup>(b)</sup>	Net assets, end of period (000)	Ratio to Average Net Assets of: <sup>(a)</sup>			Portfolio turnover rate <sup>(b)(d)</sup>
					Expenses, before waivers/recoupment <sup>(f)</sup>	Expenses, net of waivers/recoupment <sup>(f)</sup>	Net investment income/(loss) <sup>(g)</sup>	
For the year ended 10/31/2023 . . . . .	2.04	\$ 25.01	8.89%	\$ 58,149	0.20%	0.10%	(0.10)%	1%
For the period 2/8/2022 <sup>(e)</sup> - 10/31/2022. . .	(1.92)	\$ 22.97	(7.72)%	\$ 26,414	0.20%	0.10%	(0.10)%	1%

- (a) Annualized for periods less than one year.
- (b) Not annualized for periods less than one year.
- (c) Net investment income/(loss) per share has been calculated based on average shares outstanding during the period.
- (d) Excludes in-kind transactions associated with creations and redemptions of the Funds.
- (e) Commencement of operations.
- (f) Does not include the impact of the expenses of the underlying funds in which the Fund invests.
- (g) Recognition of net investment income by the Funds are affected by the timing of the declaration of dividends by the underlying investment companies in which the Funds invest. This ratio does not include net investment income of the underlying investment companies in which the Funds invest.



# INNOVATOR

## INNOVATOR LADDERED ALLOCATION BUFFER ETF™

For more detailed information on the Fund, several additional sources of information are available to you. The SAI, incorporated by reference into this Prospectus, contains detailed information on the Fund's policies and operation. Additional information about the Fund's investments is available in the annual and semi-annual reports to shareholders. In the Fund's annual reports, you will find a discussion of the market conditions and investment strategies that significantly impacted the Fund's performance during the last fiscal year. The Fund's most recent SAI, annual or semi-annual reports and certain other information are available free of charge by calling the Fund at (800) 208-5212, on the Fund's website at [www.innovatoretfs.com](http://www.innovatoretfs.com) or through your financial advisor. Shareholders may call the toll-free number above with any inquiries.

You may obtain this and other information regarding the Fund, including the SAI and Codes of Ethics adopted by the Adviser, Sub-Adviser, Distributor and the Trust, directly from the SEC. Information on the SEC's website is free of charge. Visit the SEC's on-line EDGAR database at <http://www.sec.gov>. You may also request information regarding the Fund by sending a request (along with a duplication fee) to the SEC by sending an electronic request to [publicinfo@sec.gov](mailto:publicinfo@sec.gov).

Innovator Capital Management, LLC  
109 North Hale Street  
Wheaton, Illinois 60187  
(800) 208-5212  
[www.innovatoretfs.com](http://www.innovatoretfs.com)

SEC File #: 333-146827  
811-22135