

Summary Prospectus

Innovator Equity Defined Protection ETF[®] — 2 Yr to July 2026

(Cboe BZX — AJUL)

February 27, 2026



Innovator Equity Defined Protection ETF[®] — 2 Yr to July 2026 (the “Fund”) is a series of Innovator ETFs[®] Trust (the “Trust”) and is an actively managed exchange-traded fund (“ETF”).

-
- The Fund employs a “defined outcome strategy.” Defined outcome strategies seek to produce pre-determined investment outcomes based upon the performance of an underlying security or index. The pre-determined outcomes sought by the Fund, which include the buffer and cap discussed below (“Outcomes”), are based upon the performance of an ETF that tracks the returns, before fees and expenses, of the S&P 500[®] Index (the “Underlying ETF”) over an approximately two-year period from July 1, 2024 through June 30, 2026 (the “Outcome Period”). Each subsequent Outcome Period will be a two-year period that begins on July 1 and ends two years later on June 30.
 - The Fund invests in FLEXible EXchange[®] Options (“FLEX Options”) that reference the Underlying ETF and, as further described in this prospectus, may invest directly in the Underlying ETF or in the constituents of the Underlying ETF, to produce the Outcomes. FLEX Options are customizable exchange-traded option contracts guaranteed for settlement by the Options Clearing Corporation (the “OCC”). The Fund seeks to replicate the performance of the Underlying ETF over the duration of the Outcome Period, subject to the following pre-determined Outcomes:
 - Fund shareholders are subject to an upside return cap (the “Cap”) that represents the maximum percentage return an investor can achieve from an investment in the Fund over the duration of the Outcome Period. The Cap is set on the first day of the Outcome Period and is 18.20% prior to taking into account any fees or expenses charged to shareholders. When the Fund’s annual Fund management fee of 0.79% of the Fund’s average daily net assets is taken into account, the Cap is 16.62%. The Cap is determined based on market conditions at the commencement of the Outcome Period and is likely to rise or fall from one Outcome Period to the next.
 - The Fund seeks to provide shareholders that hold Shares for the entire Outcome Period with a buffer (the “Buffer”) against 100% of Underlying ETF losses during the Outcome Period. When the Fund’s annual management fee equal to 0.79% of the Fund’s daily net assets is taken into account, the net Buffer for the Outcome Period is 98.42%.
 - The Cap and the Buffer will each be reduced by any shareholder transaction fees, brokerage commissions, taxes, and any extraordinary expenses incurred by the Fund. If the Fund invests solely in FLEX Options that reference the Underlying ETF, the Cap and Buffer will be provided on a price return basis (*i.e.*, the returns will be provided based on changes in the share price of the Underlying ETF), and the Fund will not receive the benefit of any dividends. To the extent the Fund invests directly in the Underlying ETF (or the components thereof) in addition to FLEX Options that reference the Underlying ETF, the Cap and Buffer will be provided inclusive of dividends (*i.e.*, the price return of the Underlying ETF plus dividends received). The Fund will assume an estimated dividend rate (based on historical dividend rates) to calculate the Cap and the Buffer if the Fund invests directly in the Underlying ETF (or the components

thereof). **If the dividends received by the Fund during the Outcome Period are less than this assumed dividend rate, the Cap and Buffer will be less than the amounts stated herein. There is no guarantee that the Outcomes for an Outcome Period will be realized.**

- **The Outcomes may only be realized by investors who hold shares of the Fund (“Shares”) at the outset of the Outcome Period and continue to hold them until the conclusion of the Outcome Period.** It should not be expected that the Outcomes, including the net effect of the Fund’s annual management fee on the Cap and Buffer, will be provided at any point prior to the last day of the Outcome Period. Investors that purchase Shares after the Outcome Period has begun or sell Shares prior to the Outcome Period’s conclusion may experience investment returns that are very different from those that the Fund seeks to provide and may be exposed to a greater risk of loss. For example, these effects include: (i) if the Outcome Period has begun and the Fund has increased in value to a level near the Cap, an investor purchasing Share at that price as little or no ability to achieve gains but remains vulnerable to downside risks; (ii) if the Outcome Period has begun and the Fund has increased in value, an investor purchasing Shares at that price may not benefit from the Buffer until the Fund’s value has decreased to its value at the commencement of the Outcome Period; or (iii) if the Outcome Period has begun and the Fund has decreased beyond the pre-determined 100% Buffer, an investor purchasing Shares at that price may not benefit from the Buffer
- **The Fund will not terminate after the conclusion of the Outcome Period. After the conclusion of the Outcome Period, another will begin and the Fund will change its name to reflect the new Outcome Period.** An investor that holds Shares over multiple Outcome Periods may fail to experience gains comparable to those of the Underlying ETF over time because at the end of each Outcome Period, a new Cap will be established based on the then-current price of the Underlying ETF and any gains experienced by the Underlying ETF above the prior Cap will be forfeited. Similarly, an investor that holds Shares over multiple Outcome Periods will be unable to recapture losses from prior Outcome Periods because at the end of each Outcome Period, a new Buffer will be established based on the then-current price of the Underlying ETF and any losses experienced below the Buffer will be locked-in. Further, the imposition of a new Cap on future gains in subsequent Outcome Periods may make it difficult to recoup any losses from the prior Outcome Periods such that, over multiple Outcome Periods, the Fund may have losses that exceed those of the Underlying ETF.
- The Fund’s website, www.innovatoretfs.com/ajul, provides important Fund information (including, among other items, the start and end dates of the Outcome Period, the Cap and Buffer, and the Fund’s current portfolio holdings), as well information relating to the potential outcomes of an investment in the Fund on a daily basis. **If you are contemplating purchasing Shares, please visit the Fund’s website to fully understand the potential investment outcomes.**

Although the Fund seeks to achieve its investment objective, there is no guarantee that it will do so. The returns that the Fund seeks to provide do not include the costs associated with purchasing Shares and certain expenses incurred by the Fund. The Fund has characteristics unlike many other traditional investment products and may not be suitable for all investors. You may lose money by investing in the Fund.

The Fund lists and principally trades its Shares on the Cboe BZX Exchange, Inc. Market prices may differ to some degree from the net asset value (“NAV”) of Shares. Unlike mutual funds, the Fund issues and redeems Shares at NAV only in large blocks of Shares called “Creation Units.” The Fund is a series of the Trust and is an actively managed ETF organized as a separate series of a registered management investment company.

The U.S. Securities and Exchange Commission (“SEC”) has not approved or disapproved these securities or passed upon the accuracy or adequacy of this prospectus. Any representation to the contrary is a criminal offense.

Before you invest, you may want to review the Fund’s prospectus, which contains more information about the Fund and its risks. You can find the Fund’s prospectus (including amendments and supplements) and other information about the Fund, including the Fund’s statement of additional information and shareholder report, online at <http://www.innovatoretfs.com/etf/?ticker=ajul>. You can also get this information at no cost by calling (800) 208-5212, sending an email request to info@innovatoretfs.com or from your financial professional. The Fund’s prospectus and statement of additional information, both dated February 27, 2026, as amended and supplemented from time to time, are incorporated by reference into this Summary Prospectus.

INNOVATOR EQUITY DEFINED PROTECTION ETF® – 2 YR TO JULY 2026

INVESTMENT OBJECTIVE

The Fund seeks to provide investors with returns that match the upside return of the Underlying ETF, up to the upside cap of 18.20% (prior to taking into account management fees and other fees) while providing a buffer against 100% of Underlying ETF losses (prior to taking into account management fees and other fees), over the period from July 1, 2024 through June 30, 2026.

FEES AND EXPENSES OF THE FUND

This table describes the fees and expenses that you may pay if you buy, hold, and sell Shares. **You may pay other fees, such as brokerage commissions and other fees to financial intermediaries, which are not reflected in the table and example below.**

Annual Fund Operating Expenses (expenses that you pay each year as a percentage of the value of your investment)

Management Fees	0.79%
Distribution and Service (12b-1) Fees	0.00%
Other Expenses	0.00%
Total Annual Fund Operating Expenses	0.79%

EXAMPLE

This example is intended to help you compare the cost of investing in the Fund with the cost of investing in other funds. This example assumes that you invest \$10,000 in the Fund for the time periods indicated and then sell all of your Shares at the end of those periods. The example also assumes that your investment has a 5% return each year and that the Fund's operating expenses remain at current levels. This example does not include the brokerage commissions that investors may pay to buy and sell Shares. Although your actual costs may be higher or lower, your costs, based on these assumptions, would be:

1 Year	3 Years	5 Years	10 Years
\$81	\$252	\$439	\$978

Portfolio Turnover

The Fund pays transaction costs, such as commissions, when it purchases and sells securities (or “turns over” its portfolio). A higher portfolio turnover will cause the Fund to incur additional transaction costs and may result in higher taxes when Shares are held in a taxable account. These costs, which are not reflected in Total Annual Fund Operating Expenses or in the example, may affect the Fund's performance. During the fiscal period ended October 31, 2025, the Fund's portfolio turnover rate was 4% of the average value of its portfolio.

PRINCIPAL INVESTMENT STRATEGIES

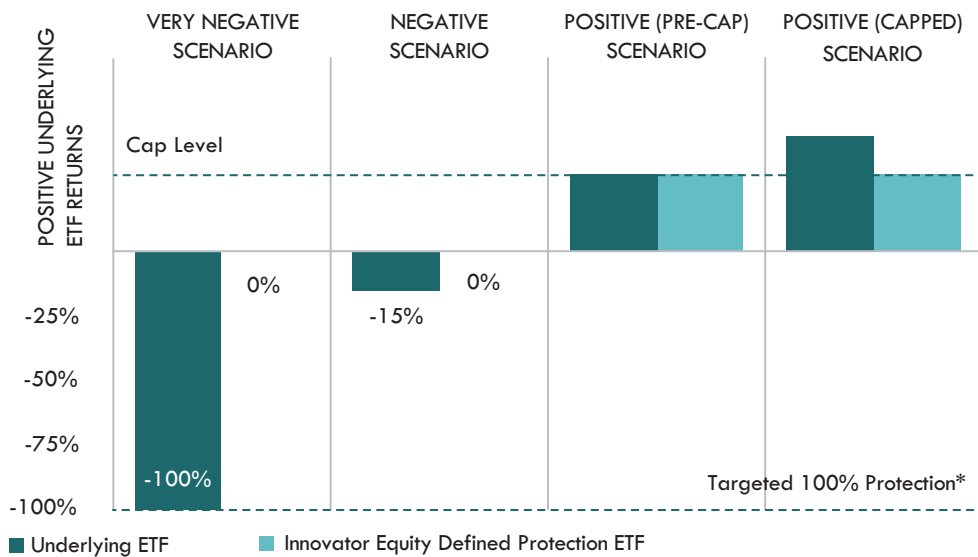
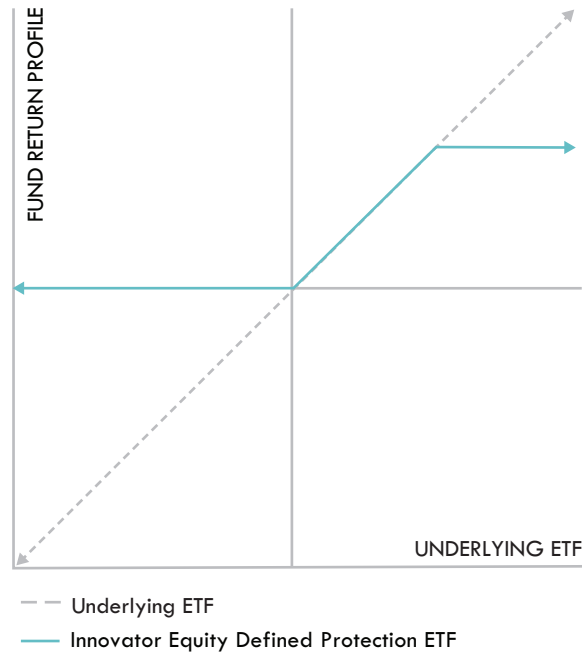
General Strategy Description. Due to the unique mechanics of the Fund's strategy, the return an investor can expect to receive from an investment in the Fund has characteristics that are distinct from many other investment vehicles. It is important that an investor understand these characteristics before making an investment in the Fund. The Fund has adopted a policy pursuant to Rule 35d-1 under the 1940 Act to invest, under normal circumstances, at least 80% of its net assets (plus any borrowings for investment purposes) in investments that provide exposure to the State Street® SPDR® S&P 500® ETF Trust.

The Fund's strategy has been specifically designed to produce the "Outcomes" described below based upon the performance of the Underlying ETF over the duration of the Outcome Period. The Fund seeks replicate the performance of the Underlying ETF over the duration of the Outcome Period, subject to the below pre-determined Outcomes. **There is no guarantee that the Fund will be successful in its attempt to provide the Outcomes for an Outcome Period.**

- *Upside Cap.* Fund shareholders are subject to the Cap, which represents the maximum percentage return an investor can achieve from an investment in the Fund over the duration of the Outcome Period. The Cap is set on the first day of the Outcome Period and is 18.20% prior to taking into account any fees or expenses charged to shareholders. When the Fund's annual Fund management fee of 0.79% of the Fund's average daily net assets is taken into account, the Cap is 16.62%.
- *Buffered Returns.* The Fund seeks to provide shareholders that hold Shares for the entire Outcome Period with the Buffer, which seeks to protect against 100% of Underlying ETF losses during the Outcome Period. When the Fund's annual management fee equal to 0.79% of the Fund's daily net assets is taken into account, the net Buffer for an Outcome Period is 98.42%.

To produce the Outcomes, the Fund invests in FLEX Options that reference the Underlying ETF and may also invest in the Underlying ETF (or the components thereof) directly. The Underlying ETF is an ETF that seeks to provide investment results that, before fees expenses, correspond generally to the performance of an index that tracks the performance of large capitalization exchange-traded U.S. equity securities, specifically the S&P 500® Index. For additional information regarding the Underlying ETF, see "Additional Information Regarding the Fund's Principal Investment Strategies."

The two hypothetical graphical illustrations provided below are designed to illustrate the Outcomes that the Fund seeks to provide for investors who hold Shares for the entirety of the Outcome Period. The returns that the Fund seeks to provide do not include the costs associated with purchasing Shares and certain expenses incurred by the Fund.



* Please note: this graph is provided merely to illustrate the Outcomes that the Fund seeks to provide based upon the performance of the Underlying ETF. There is no guarantee that these Outcomes will be achieved over the course of the Outcome Period.

The following table contains **hypothetical** examples designed to illustrate the Outcomes the Fund seeks to provide over an Outcome Period, based upon the performance of the Underlying ETF from -100% to 100%. **The table is provided for illustrative purposes and does not provide every possible performance scenario for Shares over the course of an Outcome Period. The table is not intended to predict or project the performance of the Fund or its holdings. Fund shareholders should not take this information as an assurance of the expected performance of the Underlying ETF or return on Shares.** The actual overall performance of the Fund will vary

with fluctuations in the value of its assets during the Outcome Period, among other factors. Please refer to the Fund’s website, www.innovatoretfs.com/ajul, which provides updated information relating to this table on a daily basis throughout the Outcome Period.

Underlying ETF Performance	Fund Performance*
100%	18.20%
50%	18.20%
20%	18.20%
15%	15%
10%	10%
5%	5%
0%	0%
(5)%	0%
(10)%	0%
(15)%	0%
(20)%	0%
(50)%	0%
(100)%	0%

* The Fund’s returns listed herein are provided prior to taking into account any fees or expenses charged to shareholders. The Fund’s annual management fee of 0.79% of the Fund’s average daily net assets, any shareholder transaction fees, any acquired fund fees and expenses, and any extraordinary expenses incurred by the Fund will have the effect of reducing the returns listed herein.

The Outcomes may only be realized by investors who continuously hold Shares from the commencement of the Outcome Period until its conclusion. Investors who purchase Shares after the Outcome Period has begun or sell Shares prior to the Outcome Period’s conclusion may experience investment returns that are very different from those that the Fund seeks to provide. Upon conclusion of the Outcome Period, the Fund will receive the cash value of all the FLEX Options it held for the prior Outcome Period. It will then invest in a new series of FLEX Options with an expiration date of approximately two years in the future, and a new Outcome Period will begin. The Outcomes the Fund seeks to provide and discussed herein are provided based on the Fund’s NAV, whereas shareholders purchase or sell Shares on the Exchange at market prices. Any disconnect between the Fund’s NAV and market prices of Shares will result in returns that deviate from the Outcomes the Fund seeks to provide.

The Fund’s investment adviser is Innovator Capital Management, LLC (“*Innovator*” or the “*Adviser*”) and the Fund’s investment sub-adviser is Milliman Financial Risk Management LLC (“*Milliman*” or the “*Sub-Adviser*”). The Fund is classified as a “non-diversified company” under the Investment Company Act of 1940, as amended (the “*1940 Act*”). To the extent the S&P 500® Index concentrates (*i.e.*, holds 25% or more of its total assets) in the securities of a particular industry or group of industries, the Fund will concentrate its investments to approximately the same extent. Through its exposure to the Underlying ETF, the Fund has significant exposure to companies in the information technology sector.

The Outcome Period. The Outcome Period is an approximately two-year period from July 1, 2024 through June 30, 2026. Following the conclusion of the Outcome Period, each subsequent Outcome Period will be a two-year period that begins on July 1 and ends two years later on June 30

and the Fund will change its name to reflect the new Outcome Period. The Fund's sought-after Outcomes are designed to be provided at the conclusion of the Outcome Period, and are based upon the Fund's NAV at the outset of the Outcome Period. Each FLEX Option's value is ultimately derived from the performance of the Underlying ETF during that time. Because the terms of the FLEX Options don't change, the Cap and Buffer both relate to the Fund's NAV on the first day of the Outcome Period. Further, since the Fund's option contracts are exercisable at the conclusion of the Outcome Period, the Outcomes are only provided at the end of the Outcome Period. Therefore, to achieve the Outcomes sought by the Fund for the Outcome Period, an investor must hold Shares from the commencement of the Outcome Period through its conclusion. **There is no guarantee that the Fund will be successful in its attempt to provide the Outcomes.** Unlike other ETFs that utilize defined outcome investing strategies, since the Fund utilizes an Outcome Period that is two years long, the extended Outcome Period may exacerbate the potential that the Outcomes may not be realized.

The Fund's NAV is based upon the value of its portfolio which consists of FLEX Options, and may also include shares of the Underlying ETF (or the components thereof). Although the value of the Underlying ETF's share price is a significant component of the value of the Fund's FLEX Options, the value of the Fund's FLEX Options (and therefore, the Fund's NAV) will not increase or decrease at the same rate as the Underlying ETF's share price on a daily basis. The time remaining until those FLEX Options expire, which is at the conclusion of the Outcome Period, also affects their value. The degree of non-correlation between the value of the FLEX Options and the value of the Underlying ETF may be higher than if the FLEX Options utilized by the Fund had a shorter time. The Sub-Adviser generally anticipates that the Fund's NAV will increase on days when the Underlying ETF's share price increases and will decrease on days when the Underlying ETF's share price decreases, but that the rate of such increase or decrease will be less than that experienced by the Underlying ETF.

For additional information regarding the Outcome Period, including the potential impacts of purchasing and selling intra-Outcome Period, *see* "Additional Information Regarding the Fund's Principal Investment Strategies."

Buffer. The Fund seeks to provide shareholders who hold Shares for the entire Outcome Period with a Buffer against 100% of Underlying ETF losses for the Outcome Period; **however, there is no guarantee that the Fund will be successful in its attempt to provide buffered returns.** The effect sought to be created by the Buffer is that if the Underlying ETF's share price has decreased in value over the course of the Outcome Period, the Fund seeks to be returned the amount of its principal investment. Any appreciation in the price of the Underlying ETF since the commencement of the Outcome Period (and corresponding increases in the value of the Fund) will not be protected by the Buffer, and an investor may experience losses to the extent of such appreciation until the value of the Underlying ETF returns to the original price at the commencement of the Outcome Period. Since the Buffer is not guaranteed, a shareholder may lose their entire investment. While the Fund seeks to limit losses for shareholders who hold Shares for the entire Outcome Period, there is no guarantee it will successfully do so. **While the Fund seeks to provide full protection against Underlying ETF losses for shareholders who hold Shares for the entire Outcome Period, there is no guarantee it will successfully do so. An investment in the Fund is only appropriate for shareholders willing to bear those losses.**

The Buffer is provided prior to taking into account annual Fund management fees, transaction fees, any acquired fund fees and expenses, and any extraordinary expenses incurred by the Fund. These fees and any expenses will have the effect of reducing the Buffer amount for Fund shareholders for an Outcome Period. When the Fund's annual management fee equal to 0.79% of the Fund's daily net assets is taken into account, the net Buffer for an Outcome Period is 98.42%. Since the Fund's strategy is designed to produce the Outcomes on the last day of the Outcome Period, it should not be expected that the Buffer, including the net effect of the Fund's annual management fee on the Buffer, will be provided at any point prior to the last day of the Outcome Period.

Cap on Potential Upside Returns. Unlike other investment products, the potential upside returns an investor can receive from an investment in the Fund over the Outcome Period is subject to the Cap. **The Cap represents the maximum percentage return an investor can achieve from an investment in the Fund over the duration of the Outcome Period. Therefore, even though the Fund's returns are based upon the performance of the Underlying ETF, if the Underlying ETF experiences returns for the Outcome Period in excess of the Cap, the Fund will not participate in such excess returns.** The Cap is determined on the first day of the Outcome Period and is 18.20% prior to taking into account any fees or expenses charged to shareholders. When the Fund's annual Fund management fee of 0.79% of the Fund's average daily net assets is taken into account, the Cap is 16.62%. The Cap will be further reduced by any shareholder transaction fees, any acquired fund fees and expenses, and any extraordinary expenses incurred by the Fund. Since the Fund seeks to protect against the entirety of Underlying ETF losses over the course of the Outcome Period, the Cap may be lower than the caps imposed by other ETFs that utilize defined outcome investing strategies, and accordingly, may underperform the Underlying ETF over the course of the Outcome Period. The Cap will change from one Outcome Period to the next based upon prevailing market conditions at the beginning of the Outcome Period. In certain market conditions, the Cap may provide relatively low upside potential, which may cause the Fund to underperform the Underlying ETF over the course of an Outcome Period. The Cap is also set forth on the Fund's website at www.innovatoretfs.com/ajul.

The Fund's Portfolio. The Fund invests in FLEX Options that reference the Underlying ETF and may also invest directly in shares of the Underlying ETF (or the components thereof). In general, an option contract is an agreement between a buyer and seller that gives the purchaser of the option the right to buy or sell a particular asset at a specified future date at an agreed upon price. FLEX Options are exchange-traded option contracts with uniquely customizable terms.

The Fund seeks to achieve the Outcomes, including the Cap and Buffer, by purchasing and selling call FLEX Options and purchasing put FLEX Options to create layers within the Fund's portfolio. The customizable nature of FLEX Options allows the Sub-Adviser to select the share price of the Underlying ETF at which the option contract may be exercised. This is commonly known as the "strike price." At the commencement of the Outcome Period, the Sub-Adviser specifically selects the strike price for each FLEX Option such that when the FLEX Options are exercised on the final day of the Outcome Period, the Outcomes may be obtained, depending on the performance of the Underlying ETF's share price over the duration of the Outcome Period. Each of the FLEX Options purchased and sold throughout the Outcome Period are expected to have the same or similar terms (*i.e.*, strike price and expiration) as the corresponding FLEX Options purchased and sold on the first day of the Outcome Period. Accordingly, as the terms of the FLEX Options do not change

during the Outcome Period, the Outcomes are measured to the Fund's NAV on the first day of the Outcome Period. The Fund utilizes European style option contracts, which are exercisable only on the expiration date of the option contract.

For a given Outcome Period, the Fund may invest exclusively in FLEX Options or may purchase the Underlying ETF directly (and/or the components thereof) and FLEX Options to produce the Outcomes. To the extent the Fund invests solely in FLEX Options that reference the Underlying ETF, the Cap and Buffer will be provided on a price return basis (*i.e.*, the Outcomes will be provided based on changes in the share price of the Underlying ETF), and the Fund will not receive the benefit of any dividends. For Outcome Periods in which the Fund directly purchases the Underlying ETF, in addition to FLEX Options, to construct the Fund's portfolio, the Fund will receive dividends from the Underlying ETF, and the Cap and Buffer will be provided inclusive of dividends received (*i.e.*, the price returns of the Underlying ETF plus dividends received). If the Fund invests in the Underlying ETF directly (or the components thereof), to calculate the Cap and Buffer, the Adviser will assume an estimated dividend rate for the Underlying ETF (which is based on the historical dividend rate of the Underlying ETF). **To the extent the dividends received by the Fund differ from this assumed historical rate, the Cap and Buffer may be higher or lower than disclosed herein.** If the Fund invests directly in the Underlying ETF, it will bear its proportionate share of the Underlying ETF's expenses. The Adviser has entered into an agreement to waive its management fee to the extent of the acquired fund fees and expenses incurred in connection with its investment in the Underlying ETF.

Additional information regarding the terms of the FLEX Options, information on the Underlying ETF, and the mechanics of the Fund's strategy can be found in "Additional Information Regarding the Fund's Principal Investment Strategies."

Fund Rebalance. The Fund is a continuous investment vehicle. It does not terminate and distribute its assets at the conclusion of each Outcome Period. On the termination date of an Outcome Period, the Sub-Adviser will invest in a new set of FLEX Options, or a combination of FLEX Options and the Underlying ETF (or components thereof) directly, and another Outcome Period will commence.

Approximately one week prior to the end of each Outcome Period, the Fund will file a prospectus supplement, which will alert existing shareholders that an Outcome Period is approaching its conclusion and disclose the anticipated ranges for the Cap for the next Outcome Period. Following the close of business on the last day of the Outcome Period, the Fund will file a prospectus supplement that discloses the Fund's final Cap (both gross and net of the unitary management fee) for the next Outcome Period and the change in the Fund's name to reflect the new Outcome Period. This information is available on the Fund's website, www.innovatoretfs.com/ajul, which also provides information regarding, among other items, the start date and end date of the Outcome Period, the Cap and Buffer, the Underlying ETF, the Fund's portfolio holdings for the Outcome Period, whether the Outcomes are based on the price return of the Underlying ETF or the price return of the Underlying ETF plus dividends received, and information relating to the potential outcomes of an investment in the Fund on a daily basis. Important information relating to the Fund, including information relating to the Cap, is communicated on the Fund's website.

PRINCIPAL RISKS

You could lose money by investing in the Fund. An investment in the Fund is not a deposit of a bank and is not insured or guaranteed by the Federal Deposit Insurance Corporation or any other governmental agency. There can be no assurance that the Fund's investment objectives will be achieved. Each risk noted below is considered a principal risk of investing in the Fund, regardless of the order in which it appears. The significance of each risk factor below may change over time and you should review each risk factor carefully.

Defined Outcome Strategy Risk. The Fund, in employing a "defined outcome strategy" is subject to certain unique risks, which are detailed below.

Buffered Loss Risk. There can be no guarantee that the Fund will be successful in its strategy to provide buffer protection against 100% of Underlying ETF losses if the Underlying ETF's share price decreases over the duration of the Outcome Period. A shareholder may lose their entire investment. The Fund's strategy seeks to provide the sought-after protection of the Buffer if Shares are held at the time at which the Fund enters into the FLEX Options and held until those FLEX Options expire at the end of the Outcome Period. In the event an investor purchases Shares after the FLEX Options were entered into or sells Shares prior to the expiration of the FLEX Options, the Buffer that the Fund seeks to provide may not be available. The Fund does not provide principal protection or non-principal protection, and an investor may experience significant losses on its investment, including the loss of its entire investment. To the extent the Fund invests directly in the Underlying ETF, the Buffer will be provided after the consideration of dividends received, whereby the Fund has assumed an anticipated dividend rate, which is on the historical dividend rate of the Underlying ETF. This assumed dividend rate may be less than dividends actually received by the Fund for the Outcome Period, in which case shareholders may not receive the sought-after downside protection of the Buffer. Additionally, if the Outcome Period has begun and the Underlying ETF has increased in value, the Buffer will not protect any decreases in the value of the Underlying ETF to the extent of such appreciation, and therefore an investor may experience losses from this appreciated value until the Fund reaches its original NAV from the commencement of the Outcome Period. Similarly, if an investor purchases Shares after the commencement of the Outcome period and the Underlying ETF has increased in value, an investor purchasing Shares at that point will not benefit from the Buffer until the Underlying ETF's value decreases to its original value at the commencement of the Outcome Period.

Cap Change Risk. A new Cap is established at the beginning of each Outcome Period and is dependent on prevailing market conditions at the time the Cap is established. As such, the Cap may rise or fall from one Outcome Period to the next and is unlikely to remain the same for consecutive Outcome Periods.

Capped Upside Return Risk. The Fund's strategy seeks to provide returns that are subject to the Cap. In the event that the Underlying ETF experiences gains in excess of the Cap for the Outcome Period, the Fund will not participate in, and will underperform the Underlying ETF to the extent of, those gains beyond the Cap. The Fund's strategy seeks to participate in the upside of the entirety of the Underlying ETF gains (subject to the Cap), if Shares are held at the time at which the Fund enters into the FLEX Options and held until those FLEX

Options expire at the end of the Outcome Period. In the event an investor purchases Shares after the FLEX Options were entered into, there may be little or no ability for that investor to experience an investment gain on their Shares. Further, because the FLEX Options are designed to produce the sought-after returns on the last day of the Outcome Period, if an investor sells Shares prior to the expiration date of the FLEX Options such investor may sell at a point where the Fund's performance does not match the performance of the Underlying ETF over the Outcome Period, and therefore may sell at a point where the Fund has underperformed the Underlying ETF, even if such gains do not exceed the Cap. The Fund seeks to actively manage its portfolio such that any transaction fees incurred by the Fund in connection with the management of the Fund's assets will not impact the Fund's performance in seeking to provide upside exposure to the Underlying ETF or the Fund's ability to experience returns that match the Cap, to the extent the returns of the Underlying ETF are equal to or greater than the Cap. However, it is not guaranteed that the Fund will be able to successfully manage its assets to contemplate the transaction fees incurred by the Fund to achieve the Outcomes sought by the Fund. To the extent the Fund invests directly in the Underlying ETF, the Cap will be provided after the consideration of dividends received, whereby the Fund has assumed an anticipated dividend rate, which is on the historical dividend rate of the Underlying ETF. This assumed dividend rate may be less than dividends actually received by the Fund for the Outcome Period, in which case the Cap will be less than disclosed herein.

Investment Objective Risk. Certain circumstances under which the Fund might not achieve its objective include, but are not limited, to (i) if the Fund disposes of FLEX Options, (ii) if the Fund is unable to maintain the proportional relationship based on the number of FLEX Options in the Fund's portfolio, (iii) a significant accrual of Fund expenses in connection with effecting the Fund's principal investment strategy or (iv) adverse tax law changes or interpretations affecting the treatment of FLEX Options. If these factors were to occur, the Fund may be unable to achieve its investment objective, and investors may not receive the Outcomes described herein. Finally, the Fund is also subject to management risk as an actively-managed fund, which may cause it not to achieve its investment objective.

Management Risk. Defined outcome strategies are actively-managed and accordingly, the Fund is subject to management risk. The Sub-Adviser applies investment techniques and risk analyses in making investment decisions for the Fund, subject to the oversight of the Adviser, but there can be no guarantee that the Sub-Adviser will properly implement the Fund's investment strategy and therefore the Fund may not achieve its investment objective or its sought-after Outcomes, or perform as well as similarly situated funds.

Outcome Period Risk. The Fund's investment strategy is designed to deliver returns that match those of the Underlying ETF if Shares are held from the time the Fund enters into the FLEX Options and held until those FLEX Options expire at the end of the Outcome Period. In the event an investor purchases Shares after the FLEX Options were entered into or sells Shares prior to the expiration of the FLEX Options, the returns realized by the investor will not match those that the Fund seeks to provide. Unlike other ETFs that utilize defined outcome investment strategies, the Fund utilizes an Outcome Period that is two years long. **This extended period may exacerbate these risks.** Additionally, an investor that holds Shares through multiple Outcome Periods may fail to experience gains comparable to those

of the Underlying ETF over time because at the end of each Outcome Period, a new Cap will be established based on the then-current price of the Underlying ETF and any gains of the Underlying ETF above such Cap will be forfeited.

Upside Participation Risk. There can be no guarantee that the Fund will be successful in its strategy to provide shareholders with returns that match the increases in the price of the Underlying ETF over the Outcome Period, subject to a maximum return imposed by the Cap. In the event an investor purchases Shares after the FLEX Options were entered into or does not stay invested in the Fund for the entirety of the Outcome Period, the returns realized by such investor may not match those that the Fund seeks to achieve. Since the Buffer seeks to protect against the entirety of Underlying ETF losses over the course of the Outcome Period, the Cap may be lower than the caps imposed by other ETFs that utilize defined outcome investment strategies, on a relative basis. Accordingly, the Fund may significantly underperform the Underlying ETF over the course of the Outcome Period and other funds employing defined outcome investment strategies. The Cap is dependent upon market conditions at the commencement of the new Outcome Period, and in certain market conditions, the Cap may provide relatively low upside potential, which may cause the Fund to further underperform the Underlying ETF over the course of the Outcome Period.

Derivatives Risk. To employ the Fund's defined outcome strategy, the Fund utilizes FLEX Options, which are a type of derivative instrument. The use of derivative instruments involves risks different from, or possibly greater than, the risks associated with investing directly in securities and other traditional investments. These risks include: (i) the risk that the counterparty to a derivative transaction may not fulfill its contractual obligations; (ii) risk of mispricing or improper valuation; and (iii) the risk that changes in the value of the derivative may not correlate perfectly with the underlying asset. Derivative prices are highly volatile and may fluctuate substantially during a short period of time. Such prices are influenced by numerous factors that affect the markets, including, but not limited to: (i) changing supply and demand relationships; (ii) government programs and policies; (iii) national and international political and economic events; (iv) changes in interest rates; (v) inflation and deflation; and (vi) changes in supply and demand relationships. Trading derivative instruments involves risks different from, or possibly greater than, the risks associated with investing directly in securities. Derivative contracts ordinarily have leverage inherent in their terms, which can magnify potential for gain or loss and, therefore, amplify the effects of market volatility on share price. The Fund has taken the necessary steps to comply with the requirements of Rule 18f-4 under the 1940 Act ("*Rule 18f-4*") in its usage of FLEX Options. The Fund has adopted and implements a derivatives risk management program that contains policies and procedures reasonably designed to manage the Fund's derivatives risks, has appointed a derivatives risk manager who is responsible for administering the derivatives risk management program, complies with outer limitations on risks relating to its derivatives transactions and carries out enhanced reporting to the Board, the SEC and the public regarding its derivatives activities. To the extent the Fund is noncompliant with Rule 18f-4, the Fund may be required to adjust its investment portfolio which may, in turn, negatively impact the Fund's ability to deliver the sought-after Outcomes. In addition to the foregoing, the Fund is subject to the following risks associated with its use of derivative instruments:

Clearing Member Default Risk. Transactions in some types of derivatives, including FLEX Options, are required to be centrally cleared ("*cleared derivatives*"). In a transaction involving cleared derivatives, the Fund's counterparty is a clearing house, such as the OCC, rather than

a bank or broker. Since the Fund is not a member of clearing houses and only members of a clearing house (“*clearing members*”) can participate directly in the clearing house, the Fund will hold cleared derivatives through accounts at clearing members. In cleared derivatives positions, the Fund will make payments (including margin payments) to, and receive payments from, a clearing house through their accounts at clearing members. Customer funds held at a clearing organization in connection with any option contracts are held in a commingled omnibus account and are not identified to the name of the clearing member’s individual customers. As a result, assets deposited by the Fund with any clearing member as margin for its FLEX Options may, in certain circumstances, be used to satisfy losses of other clients of the Fund’s clearing member. In addition, although clearing members guarantee performance of their clients’ obligations to the clearing house, there is a risk that the assets of the Fund might not be fully protected in the event of the clearing member’s bankruptcy. The Fund is also subject to the risk that a limited number of clearing members are willing to transact on the Fund’s behalf, which heightens the risks associated with a clearing member’s default. If a clearing member defaults the Fund could lose some or all of the benefits of a transaction entered into by the Fund with the clearing member. The loss of a clearing member for the Fund to transact with could result in increased transaction costs and other operational issues that could impede the Fund’s ability to implement its investment strategy. If the Fund cannot find a clearing member to transact with on the Fund’s behalf, the Fund may be unable to effectively implement its investment strategy.

Correlation Risk. The FLEX Options held by the Fund will be exercisable at the strike price only on their expiration date. As a FLEX Option approaches its expiration date, its value typically will increasingly move with the value of the Underlying ETF. However, the value of the FLEX Options may vary prior to the expiration date because of related factors other than the value of the Underlying ETF. The value of the FLEX Options will be determined based upon market quotations or using other recognized pricing methods. Factors that may influence the value of the FLEX Options include interest rate changes and implied volatility levels of the Underlying ETF, among others. The value of the FLEX Options held by the Fund typically do not increase or decrease at the same level as the Underlying ETF’s share price on a day-to-day basis due to these factors (although they generally move in the same direction). Since the FLEX Options held by the Fund do not expire until two years after the commencement of the Outcome Period, it is possible that the degree of non-correlation between the value of the FLEX Options and the value of the Underlying ETF will be higher versus FLEX Options with shorter terms.

Counterparty Risk. Counterparty risk is the risk an issuer, guarantor or counterparty of a security in the Fund is unable or unwilling to meet its obligation on the security. Counterparty risk may arise because of the counterparty’s financial condition, market activities, or for other reasons. The Fund may be unable to recover its investment from the counterparty or may obtain a limited and/or delayed recovery. The OCC acts as guarantor and central counterparty with respect to the FLEX Options. As a result, the ability of the Fund to meet its objective depends on the OCC being able to meet its obligations. In the event an OCC clearing member that is a counterparty of the Fund were to become insolvent, the Fund may have some or all of its FLEX Options closed without its consent or may experience delays or other difficulties in attempting to close or exercise its affected FLEX Options positions, both of which would

impair the Fund's ability to deliver on its investment strategy. The OCC's rules and procedures are designed to facilitate the prompt settlement of options transactions and exercises, including for clearing member insolvencies. However, there is the risk that the OCC and its backup system will fail if clearing member insolvencies are substantial or widespread. In the unlikely event that the OCC becomes insolvent or is otherwise unable to meet its settlement obligations, the Fund could suffer significant losses.

FLEX Options Risk. The Fund will utilize FLEX Options issued and guaranteed for settlement by the OCC. The use of option contracts involves investment strategies and risks different from those associated with ordinary portfolio securities transactions. The prices of option contracts are volatile and are influenced by, among other things, actual and anticipated changes in the value of the underlying instrument, changes in interest or currency exchange rates, including the anticipated volatility, which are affected by fiscal and monetary policies and by national and international political, changes in the actual or implied volatility or the reference asset, the time remaining until the expiration of the option contract and economic events. There may at times be an imperfect correlation between the movement in values option contracts and the reference asset, and there may at times not be a liquid secondary market for certain option contracts.

The Fund bears the risk that the OCC will be unable or unwilling to perform its obligations under the FLEX Options contracts. In the unlikely event that the OCC becomes insolvent or is otherwise unable to meet its settlement obligations, the Fund could suffer significant losses. Additionally, FLEX Options may be less liquid than certain other securities, such as standardized options. In less liquid markets for the FLEX Options, the Fund may have difficulty closing out certain FLEX Options positions at desired times and prices. In connection with the creation and redemption of Shares, to the extent market participants are not willing or able to enter into FLEX Option transactions with the Fund at prices that reflect the market price of the Shares, the Fund's NAV and, in turn the share price of the Fund, could be negatively impacted.

The Fund may experience substantial downside from specific FLEX Option positions and certain FLEX Option positions may expire worthless. The FLEX Options held by the Fund are exercisable at the strike price on their expiration date. As a FLEX Option approaches its expiration date, its value typically increasingly moves with the value of the Underlying ETF. However, prior to such date, the value of the FLEX Options does not increase or decrease at the same rate as the Underlying ETF's share price on a day-to-day basis (although they generally move in the same direction). The value of the FLEX Options held by the Fund will be determined based on market quotations or other recognized pricing methods. The value of the underlying FLEX Options will be affected by, among others, changes in the Underlying ETF's share price, changes in interest rates, changes in the actual and implied volatility of the Underlying ETF and the remaining time to until the FLEX Options expire.

Liquidity Risk. In the event that trading in the underlying FLEX Options is limited or absent, the value of the Fund's FLEX Options may decrease. There is no guarantee that a liquid secondary trading market will exist for the FLEX Options. The trading in FLEX Options may be less deep and liquid than the market for certain other securities, including certain non-customized option contracts. In a less liquid market for the FLEX Options, terminating

the FLEX Options may require the payment of a premium or acceptance of a discounted price and may take longer to complete. Additionally, the liquidation of a large number of FLEX Options may more significantly impact the price in a less liquid market. Further, the Fund requires a sufficient number of participants to facilitate the purchase and sale of options on an exchange to provide liquidity to the Fund for its FLEX Option positions. A less liquid trading market may adversely impact the value of the FLEX Options and the value of your investment.

Underlying ETF Risk. The Fund's investment performance largely depends on the investment performance and associated risks of the Underlying ETF. The Underlying ETF is subject to many of the same structural risks as the Fund that are described in more detail herein (*see* "Risks Associated with ETFs" below). The Adviser expects to waive a portion of its management fee in an amount that equals to any acquired fund fees and expenses the Fund incurs as a result of any direct investment in the Underlying ETF. However, if the Adviser does not waive such expenses in the future, the Fund will bear its proportionate share of the Underlying ETF's expenses, subjecting Fund shareholders to such expenses. Further, the risks of investing in an ETF also include the risks associated with the underlying investments held by the ETF. As such, the Fund may be subject to the following risks as a result of its exposure to the Underlying ETF (or the components thereof):

Equity Securities Risk. Equity securities may decline in value because of declines in the price of a particular holding or the broad stock market. Such declines may relate directly to the issuer of a security or broader economic or market events, including changes in interest rates. The value of shares will fluctuate with changes in the value of the equity securities the Underlying ETF invests in.

Information Technology Companies Risk. Information technology companies face intense competition, both domestically and internationally, which may have an adverse effect on profit margins. Like other technology companies, information technology companies may have limited product lines, markets, financial resources or personnel. The products of information technology companies may face obsolescence due to rapid technological developments, frequent new product introduction, unpredictable changes in growth rates and competition for the services of qualified personnel. Companies in the information technology sector are heavily dependent on patent and intellectual property rights. The loss or impairment of these rights may adversely affect the profitability of these companies. Information technology companies are facing increased government and regulatory scrutiny and may be subject to adverse government or regulatory action.

Large Capitalization Companies Risk. Large capitalization companies may grow at a slower rate and be less able to adapt to changing market conditions than smaller capitalization companies. Thus, the return on investment in securities of large capitalization companies may be less than the return on investment in securities of small and/or mid capitalization companies. The performance of large capitalization companies also tends to trail the overall market during different market cycles.

Concentration Risk. Through its exposure to the Underlying ETF, the Fund will concentrate in the securities of a particular industry or group of industries to the same extent as the S&P 500® Index. To the extent the Fund has significant exposure in a single asset class or the securities of

issuers within the same country, state, region, industry or sector, an adverse economic, business or political development may affect the value of the Fund's investments more than if the Fund were more broadly diversified. A significant exposure makes the Fund more susceptible to any single occurrence and may subject the Fund to greater market risk than a fund that is more broadly diversified.

Cyber Security Risk. As the use of Internet technology has become more prevalent in the course of business, the investment industry has become more susceptible to potential operational risks through breaches in cyber security. A breach in cyber security refers to both intentional and unintentional events that may cause the Fund to lose proprietary information, suffer data corruption or lose operational capacity. Such events could cause the Fund to incur regulatory penalties, reputational damage, additional compliance costs associated with corrective measures and/or financial loss. Cyber security breaches may involve unauthorized access to the Fund's digital information systems through "hacking" or malicious software coding, but may also result from outside attacks such as denial-of-service attacks through efforts to make network services unavailable to intended users. In addition, cyber security breaches of the Fund's third-party service providers, such as its administrator, transfer agent, or custodian can also subject the Fund to many of the same risks associated with direct cyber security breaches. The Fund has established risk management systems designed to reduce the risks associated with cyber security. However, there is no guarantee that such efforts will succeed, especially because the Fund does not directly control the cyber security systems of issuers or third-party service providers.

Market Risk. The Fund could lose money over short periods due to short-term market movements and over longer periods during more prolonged market downturns. Assets may decline in value due to factors affecting financial markets generally or particular asset classes or industries represented in the markets. The value of FLEX Options or other assets may also decline due to general market conditions, economic trends or events that are not specifically related to the issuer of the security or other asset, or due to factors that affect a particular issuer or issuers, country, group of countries, region, market, industry, group of industries, sector or asset class. During a general market downturn, multiple asset classes may be negatively affected. Changes in market conditions and interest rates will not have the same impact on all types of securities. Securities, including the Shares, are subject to market fluctuations and liquidity constraints that may be caused by such factors as economic, political, or regulatory developments, changes in interest rates, and/or perceived trends in securities prices. Shares of the Fund could decline in value or underperform other investments. The value of Shares may also decline as a result of market conditions. Factors such as inflation, changes in interest rates, changes in regulatory requirements, bank failures, political climate deterioration or developments, armed conflicts, natural disasters or future health crises, may negatively impact market conditions, and cause a decrease in the value of Shares. Other unexpected political, regulatory and diplomatic events within the U.S. and abroad may affect investor and consumer confidence and may adversely impact financial markets and the broader economy. These events, and any other future events, may adversely affect the prices and liquidity of the Fund's portfolio investments and could result in disruptions in the trading markets.

Non-Diversification Risk. The Fund is classified as a "non-diversified company" under the 1940 Act. As a result, the Fund is only limited as to the percentage of its assets which may be invested in the securities of any one issuer by the diversification requirements imposed by the Internal Revenue Code of 1986, as amended (the "*Code*"). The Fund may invest a relatively

high percentage of its assets in a limited number of issuers. As a result, the Fund may be more susceptible to a single adverse economic or regulatory occurrence affecting one or more of these issuers, experience increased volatility and be highly invested in certain issuers.

Risks Associated with ETFs. The Fund is an ETF, and therefore, as a result of an ETF's structure, is subject to the following risks:

Authorized Participant Concentration Risk. Only an authorized participant may engage in creation or redemption transactions directly with the Fund. The Fund has a limited number of institutions that may act as authorized participants on an agency basis (*i.e.*, on behalf of other market participants). To the extent that authorized participants exit the business or are unable to proceed with orders for the issuance or redemption of Creation Units and no other authorized participant is able to step forward to fulfill the order, Shares may be more likely to trade at a premium or discount to NAV and possibly face trading halts and/or delisting, and the bid/ask spread (the difference between the price that someone is willing to pay for Shares at a specific point in time versus the price at which someone is willing to sell) on Shares may widen.

Cash Transactions Risk. The Fund may effectuate all or a portion of the issuance and redemption of Creation Units for cash, rather than in-kind securities. As a result, an investment in the Fund may be less tax-efficient than an investment in an ETF that effectuates its Creation Units only on an in-kind basis. ETFs are able to make in-kind redemptions to avoid being taxed on gains on the distributed portfolio securities at the fund level. A fund that effects redemptions for cash may be required to sell portfolio securities in order to obtain the cash needed to distribute redemption proceeds and may be forced to recognize gains. The Fund intends to distribute gains that arise by virtue of the issuance and redemption of Creation Units being effectuated in cash to shareholders to avoid being taxed on this gain at the fund level and otherwise comply with special tax rules that apply to it. This may cause shareholders to be subject to tax on gains they would not otherwise be subject to, or at an earlier date than if they had made an investment in another ETF. Moreover, cash transactions may have to be carried out over several days if the securities market is relatively illiquid and may involve considerable brokerage fees and taxes. These brokerage fees and taxes, which will be higher than if the Fund sold and redeemed its shares principally in-kind, will be passed on to those purchasing and redeeming Creation Units in the form of creation and redemption transaction fees. The Fund's use of cash for creations and redemptions could also result in dilution to the Fund and increased transaction costs, which could negatively impact the Fund's ability to achieve its investment objective.

Market Maker Risk. If the Fund has lower average daily trading volumes, it may rely on a small number of third-party market makers to provide a market for the purchase and sale of Shares. Any trading halt or other problem relating to the trading activity of these market makers could result in a dramatic change in the spread between the Fund's NAV and the price at which the Shares are trading on the Exchange, which could result in a decrease in the market price of the Shares. In addition, decisions by market makers or authorized participants to reduce their role or step away from these activities in times of market stress could inhibit the effectiveness of the arbitrage process in maintaining the relationship between the underlying values of

the Fund's portfolio securities and the Fund's market price. This reduced effectiveness could result in Shares trading at a discount to NAV and in greater than normal intra-day bid-ask spreads for Shares.

Operational Risk. The Fund is exposed to operational risks arising from a number of factors, including, but not limited to, human error in the calculation of the Cap, processing and communication errors, errors of the Fund's service providers, counterparties or other third-parties, failed or inadequate processes and technology or systems failures. The Fund and its Adviser and Sub-Adviser seek to reduce these operational risks through controls and procedures. However, these measures do not address every possible risk and may be inadequate to address these risks.

Premium/Discount Risk. Shares trade on the Exchange at market prices rather than their NAV. The market price of Shares generally corresponds to movements in the Fund's NAV as well as the relative supply and demand for Shares on the Exchange. The market price may be at, above (a premium) or below (a discount) the Fund's NAV. Differences in market prices of Shares and the NAV per Share may be due, in large part, to the fact that supply and demand forces at work in the secondary trading market for Shares will be closely related to, but not identical to, the same forces influencing the prices of the Fund's holdings trading individually or in the aggregate at any point in time. These differences can be especially pronounced during times of market volatility or stress. During these periods, the demand for Shares may decrease considerably and cause the market price of Shares to deviate, and in some cases deviate significantly, from the Fund's NAV and the bid/ask spread on Shares may widen.

Trading Issues Risk. Although Shares are listed for trading on the Exchange, there can be no assurance that an active trading market for Shares will develop or be maintained. Trading in Shares on the Exchange may be halted due to market conditions or for reasons that, in the view of the Exchange, make trading in Shares inadvisable. In addition, trading in Shares on the Exchange is subject to trading halts caused by extraordinary market volatility pursuant to the Exchange "circuit breaker" rules. Market makers are under no obligation to make a market in the Shares, and authorized participants are not obligated to submit purchase or redemption orders for Creation Units. There can be no assurance that the requirements of the Exchange necessary to maintain the listing of the Fund will continue to be met or will remain unchanged.

Tax Risk. The Fund has elected to be treated and intends to qualify each year as a regulated investment company ("RIC") under Subchapter M of the Code. In order to be treated as a RIC, the Fund must meet certain income, diversification and distribution tests. If, in any year, the Fund fails to qualify as a RIC under the applicable tax laws, the Fund would be taxed as an ordinary corporation. The federal income tax treatment of certain aspects of the proposed operations of the Fund is not entirely clear, which could impact the Fund's ability to qualify as a RIC. This includes the tax aspects of the Fund's options strategy, its hedging strategy, the possible application of the "straddle" rules, and various loss limitation provisions of the Code. The Fund's investments in offsetting positions with respect to the Underlying ETF may affect the character of gains or losses realized by the Fund under the Code's "straddle" rules and may increase any short-term capital gains realized by the Fund. The Fund intends to treat any income it may derive from the FLEX Options as "qualifying income" under the provisions of the Code applicable to RICs. If the

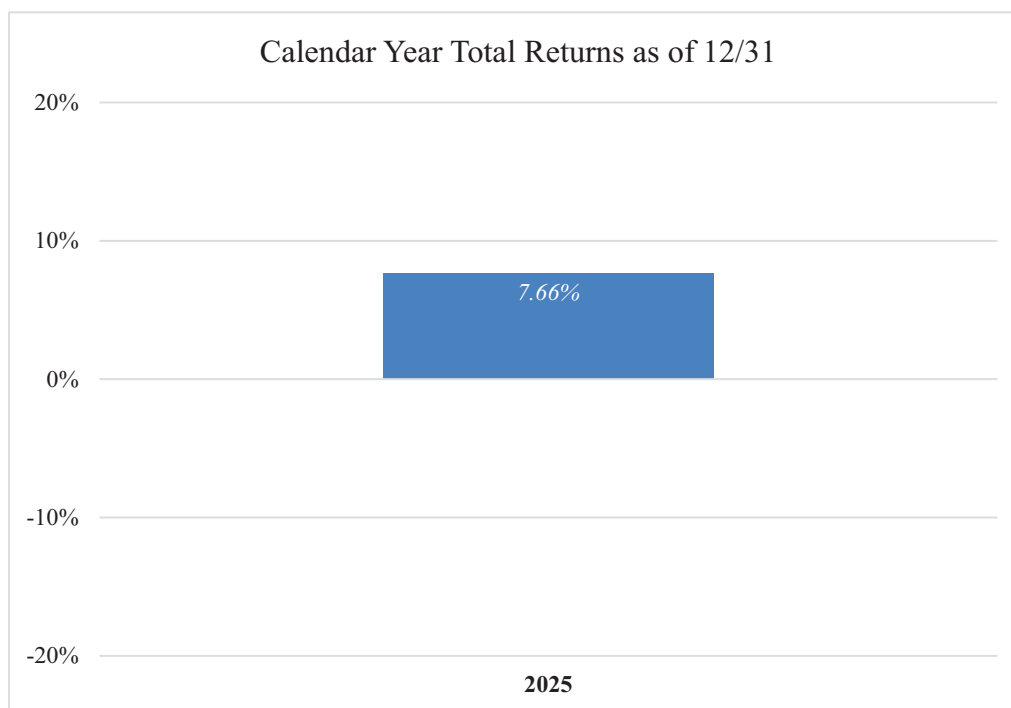
income is not qualifying income or the referenced asset is not appropriately treated as the issuer of the FLEX Options, the Fund could lose its own status as a RIC. To maintain its status as a RIC, the Fund must distribute, on an annual basis, at least 90% of its investment company taxable income for each taxable year. In addition, to avoid a non-deductible excise tax, the Fund must distribute on a calendar year basis 98% of its ordinary taxable income and 98.2% of its capital gain net income for each taxable year (plus 100% of any undistributed amounts for prior years). Separately, depending upon the circumstances, sales of its portfolio investments (including FLEX Options) to fund redemptions could cause the Fund to recognize income that the Fund is required to distribute to maintain the Fund's RIC status and avoid the excise tax. Funding such distributions could require additional sales, which could require more distributions and affect the projected performance of the Fund. Alternatively, if the Fund only makes distributions to maintain its RIC status and becomes subject to the excise tax, that could also affect the projected performance of the Fund. In either case, the assets sold to fund redemptions, distributions or pay the excise tax will not be available to assist the Fund in meeting its target outcome. With respect to the RIC diversification test, identifying the issuer can depend on the terms and conditions of a given investment. There is no published Internal Revenue Service guidance or only limited case law on how to determine the "issuer" of certain derivatives that the Fund will enter into. Based upon language in the legislative history, the Fund intends to treat the issuer of the FLEX Options as the referenced asset, which, assuming the referenced asset qualifies as a RIC, would allow the Fund to qualify for special rules in the RIC diversification requirements. The FLEX Options included in the portfolio are exchange-traded options. Under Section 1256 of the Code, certain types of exchange-traded options are treated as if they were sold (*i.e.*, "marked to market") at the end of each year. The Fund does not believe that the positions held by the Fund will be subject to Section 1256, which means that the positions will not be marked to market. There is a risk that because the offsetting FLEX Options are being held by a single person that the IRS may take the position that the FLEX Options, viewed together, should be treated as a single instrument for federal tax purposes. The result of such a position would be that the Fund would fail the RIC diversification tests causing the RIC to be taxed as an ordinary corporation, unless certain cure rights based upon reasonable cause may apply. The Fund has obtained an opinion of tax counsel that the FLEX Options should not be collapsed into a single instrument. However, such an opinion is not binding upon the IRS or the courts. In the event that a shareholder purchases Shares of the Fund before a distribution by the Fund, the entire distribution may be taxable to the shareholder even though a portion of the distribution effectively represents a return of the purchase price.

Valuation Risk. During periods of reduced market liquidity or in the absence of readily available market quotations for the holdings of the Fund, the valuation of the Fund's FLEX Options will become more difficult. In market environments where there is reduced availability of reliable objective pricing data, the judgment of the Fund's investment adviser in determining the fair value of the security may play a greater role. While such determinations may be made in good faith, it may nevertheless be more difficult for the Fund to accurately assign a daily value.

The Shares will change in value, and you could lose money by investing in the Fund. The Fund may not achieve its investment objective.

PERFORMANCE

The bar chart and table below illustrate the annual calendar year returns of the Fund based on NAV as well as the average annual Fund returns. The bar chart and table provide an indication of the risks of investing in the Fund by showing changes in the Fund's performance from year-to-year and by showing how the Fund's average annual total returns based on NAV compare to those of two broad-based market indices: the S&P 500 Total Return Index and the S&P 500 Price Index. Both indices have the same constituents in the same weights. However, the S&P 500 Total Return Index assumes that any dividends paid out by index constituents have been reinvested in the index and the S&P 500 Price Return Index, which measures only the price movements of index constituents, does not. The Fund's performance information is accessible on the Fund's website at www.innovatoretfs.com.



The Fund's highest quarterly return was 4.48% (quarter ended June 30, 2025) and the Fund's lowest quarterly return was (1.05)% (quarter ended March 31, 2025).

Average Annual Total Return as of December 31, 2025		
	1 Year	Since Inception (6/28/2024)
Innovator Equity Defined Protection ETF® – 2 Yr to July 2026		
Return Before Taxes	7.66%	8.46%
Return After Taxes on Distributions	7.66%	8.46%
Return After Taxes on Distributions and Sale of Fund Shares	4.54%	6.48%
S&P 500® Total Return Index (reflects no deduction for fees, expenses or taxes)	17.88%	17.66%
S&P 500® Price Return Index (reflects no deduction for fees, expenses or taxes)	16.39%	16.15%

The Fund's past performance (before and after taxes) is not necessarily an indication of how the Fund will perform in the future.

Returns before taxes do not reflect the effects of any income or capital gains taxes. All after-tax returns are calculated using the historical highest individual federal marginal income taxes and do not reflect the impact of any state or local tax. Returns after taxes on distributions reflect the taxed return on the payment of dividends and capital gains.

Your own actual after-tax returns will depend on your specific tax situation and may differ from what is shown here. After-tax returns are not relevant to investors who hold Shares in tax-deferred accounts such as individual retirement accounts (IRAs) or employee-sponsored retirement plans.

MANAGEMENT

Investment Adviser

Innovator Capital Management, LLC

Investment Sub-Adviser

Milliman Financial Risk Management LLC

Portfolio Managers

The following persons serve as portfolio managers of the Fund.

- Robert T. Cummings: Principal, Senior Director, Head of Portfolio Management at Milliman
- Jeff Greco: Senior Director – Head of Strategy Research at Milliman
- Rebekah Lipp: ETF Portfolio Manager at Milliman
- Maria Schiopu: Principal and Managing Director – Fund Services at Milliman

The portfolio managers are primarily and jointly responsible for the day-to-day management of the Fund and have served in such capacity since the Fund's inception in June 2024. Mr. Greco, Ms. Lipp and Ms. Schiopu have served in this capacity since July 2025.

PURCHASE AND SALE OF SHARES

The Fund issues and redeems Shares at NAV only with authorized participants that have entered into agreements with the Fund's distributor and only in Creation Units or multiples thereof ("*Creation Unit Aggregations*"), in exchange for cash. Except when aggregated in Creation Units, the Shares are not redeemable securities of the Fund.

Individual Shares may only be bought and sold in the secondary market (*i.e.*, on a national securities exchange) through a broker or dealer at a market price. Because the Shares trade at market prices rather than NAV, Shares may trade at a price greater than NAV (at a premium), at NAV, or less than NAV (at a discount). An investor may incur costs attributable to the difference between the highest price a buyer is willing to pay to purchase Shares (bid) and the lowest price a seller is willing to accept for Shares (ask) when buying or selling shares in the secondary market (the “*bid-ask spread*”).

Recent information, including information on the Fund’s NAV, market price, premiums and discounts, and bid-ask spreads, is available online at www.innovatoretfs.com.

TAX INFORMATION

The Fund’s distributions will generally be taxable as ordinary income, returns of capital or capital gains. A sale of Shares may result in capital gain or loss.

PAYMENTS TO BROKER-DEALERS AND OTHER FINANCIAL INTERMEDIARIES

If you purchase Shares through a broker-dealer or other financial intermediary (such as a bank), Innovator and Foreside Fund Services, LLC, the Fund’s distributor (the “*Distributor*”), may pay the intermediary for the sale of Shares and related services. These payments may create a conflict of interest by influencing the broker-dealer or other intermediary and your salesperson to recommend the Fund over another investment. Ask your salesperson or visit your financial intermediary’s website for more information.

Investor Suitability Considerations

You should only consider this investment if:

- you fully understand the risks inherent in an investment in Shares;
- you desire to invest in a product with a return that depends upon the performance of the Underlying ETF over the Outcome Period;
- you are willing to hold Shares for the duration of the two-year Outcome Period in order to achieve the outcomes that the Fund seeks to provide;
- you fully understand that investments made when the Fund is at or near to the Cap may have limited to no upside;
- you seek the protection of a 100% Buffer on Underlying ETF losses relative to the Underlying ETF's value on the first day of the Outcome Period for an investment held for the duration of the entire Outcome Period and understand that there is no guarantee that the Fund will be successful in its attempt to provide protection through the Buffer;
- you understand that there is no guarantee that the Fund will be successful in its attempt to provide investors protection through the Buffer;
- you understand that the 100% Buffer is provided prior to taking into account annual Fund management fees, shareholder transaction fees, any acquired fund fees and expenses, and any extraordinary expenses incurred by the Fund. After taking into account the annual Fund management fee, the net Buffer for the Outcome Period is 98.42%;
- you understand that, for certain Outcome Periods, the Fund may hold the Underlying ETF directly and that the Fund will incorporate an assumed dividend rate in the calculation of the Cap and Buffer for that Outcome Period;
- you are willing to forgo any gains in excess of the Cap;
- you understand that the Cap will be reduced by annual Fund management fees, shareholder transaction fees, any acquired fund fees and expenses, and any extraordinary expenses incurred by the Fund;
- you understand that the Outcomes may not contemplate any dividends paid to the Fund, and the Fund will not receive or benefit from any dividend payments to the extent of its FLEX Option investments;
- you fully understand that investments made after the Outcome Period has begun may not fully benefit from the Buffer, and that any appreciation in value versus the original NAV of the Fund are not protected and have the potential for losses before the Buffer is in effect;
- you are willing to accept the risk of losing your entire investment; and
- you have visited the Fund's website and understand the investment outcomes available to you based upon the time of your purchase.

You should not consider this investment if:

- you do not fully understand the risks inherent in an investment in Shares;
- you do not desire to invest in a product with a return that depends upon the performance of the Underlying ETF over the Outcome Period;
- you are unwilling to hold Shares for the duration of the two-year Outcome Period in order to achieve the Outcomes that the Fund seeks to provide;
- you do not fully understand that investments made when the Fund is at or near to the Cap may have limited to no upside;
- you seek an investment that provides either (i) a full 100% Buffer, even after taking into account annual Fund management fees, shareholder transaction fees, any acquired fund fees and expenses and any extraordinary expenses, or (ii) that provides total protection against Underlying ETF losses, for an investment held for the duration of an Outcome Period;
- you do not understand that any protection provided by the Buffer is not guaranteed;
- you seek the protection of a full 100% Buffer, even after taking into account annual Fund management fees, shareholder transaction fees, any acquired fund fees and expenses, and any extraordinary expenses, or do not understand that the 100% Buffer is provided prior to taking into account annual Fund management fees, shareholder transaction fees, any acquired fund fees and expenses, and any extraordinary expenses incurred by the Fund;
- you do not understand that, for certain Outcome Periods, the Fund may hold the Underlying ETF directly and that the Fund will incorporate an assumed dividend rate in the calculation of the Cap and Buffer for that Outcome Period;
- you are unwilling to forgo any gains in excess of the Cap;
- you do not understand that the Cap will be reduced by annual Fund management fees, shareholder transaction fees, any acquired fund fees and expenses, and any extraordinary expenses incurred by the Fund;
- you do not fully understand that the Fund's Outcomes may not contemplate any dividends paid to the Fund, and that the Fund will not receive or benefit from any dividend payments to the extent of its FLEX Option investments;
- you do not fully understand that investments made after the Outcome Period has begun may not fully benefit from the Buffer or that any appreciation in value versus the original NAV of the Fund are not protected and have the potential for losses before the Buffer is in effect;
- you are unwilling to accept the risk of losing your entire investment; and
- you have not visited the Fund's website and do not understand the investment outcomes available to you based upon the timing of your purchase.

You can find the Fund's prospectus (including amendments and supplements) and other information about the Fund, including the Fund's statement of additional information and most recent reports to shareholders, online at <http://www.innovatoretfs.com/etf/?ticker=ajul>.