

## Summary Prospectus

### Innovator S&P 500 Ultra Buffer ETF™ — August

(Cboe BZX—UAUG)

March 1, 2021



Innovator S&P 500 Ultra Buffer ETF™ — August (the “Fund”) is a series of Innovator ETFs Trust (the “Trust”) and is an actively managed ETF.

- 
- The Fund will invest substantially all of its assets in FLEXible EXchange® Options (“FLEX Options”) on the S&P 500 Price Return Index (“S&P 500 Price Index”). FLEX Options are customizable exchange-traded option contracts guaranteed for settlement by the Options Clearing Corporation. The Fund uses FLEX Options to employ a “defined outcome strategy.” Defined outcome strategies seek to produce pre-determined investment outcomes based upon the performance of an underlying security or index. The pre-determined outcomes sought by the Fund, which include the buffer and cap discussed below (“Outcomes”), are based upon the performance of the S&P 500 Price Index over an approximately one-year period from August 1 through July 31 of the following year (the “Outcome Period”), with a current Outcome Period of August 1, 2020 through July 31, 2021. **The Fund will not terminate after the conclusion of the Outcome Period. After the conclusion of the Outcome Period, another will begin. There is no guarantee that the Outcomes for an Outcome Period will be realized.**
  - The Fund’s strategy has been specifically designed to produce the Outcomes based upon the S&P 500 Price Index’s returns over the duration of the Outcome Period. **The Outcomes may only be realized if you are holding shares on the first day of the Outcome Period and continue to hold them on the last day of the Outcome Period. If you purchase shares after the Outcome Period has begun or sell shares prior to the Outcome Period’s conclusion, you may experience investment returns very different from those that the Fund seeks to provide. Please note, if the Outcome Period has begun and the Fund has increased in value to a level near to the Cap, an investor purchasing at that price has little or no ability to achieve gains but remains vulnerable to downside risks. There is no guarantee that the Fund will successfully achieve its investment objective.**
  - Fund shareholders are subject to an upside return cap (the “Cap”) that represents the maximum percentage return an investor can achieve from an investment in the Fund for the Outcome Period. Therefore, even though the Fund’s returns are based upon the S&P 500 Price Index, if the S&P 500 Price Index experiences returns for the Outcome Period in excess of the Cap, you will not experience those excess gains. The Cap is set on the first day of the Outcome Period and is 7.15% prior to taking into account any fees or expenses charged to shareholders. When the Fund’s annual Fund management fee of 0.79% of the Fund’s average daily net assets is taken into account, the Cap is 6.36%. **The Cap will be further reduced by any shareholder transaction fees and any extraordinary expenses incurred by the Fund.** For the purpose of this prospectus, “extraordinary expenses” are non-recurring expenses that may be incurred by the Fund outside of the ordinary course of its business, including, without limitation, costs incurred in connection with any claim, litigation, arbitration, mediation, government investigation or similar proceedings, indemnification expenses and expenses in connection with holding and/or soliciting proxies for a meeting of Fund shareholders. **The Cap may rise or fall from one Outcome Period to the next. There is no guarantee that the Cap will remain the same upon the conclusion of the Outcome Period.**
  - The Fund only seeks to provide shareholders that hold shares for the entire Outcome Period with a buffer against S&P 500 Price Index losses of between -5% to -35% (based upon the value of the S&P 500 Price Index at the time the Fund entered into the FLEX Options on the first day of the Outcome Period) during the Outcome Period. You will bear the first 5% of S&P 500 Price Index losses and all S&P 500 Price Index losses exceeding 35% on a one-to-one basis. The buffer is provided prior to taking into account annual Fund management fees equal to 0.79% of the Fund’s daily net assets, transaction fees and any extraordinary expenses incurred by the Fund. A shareholder that purchases shares at the beginning of the Outcome Period may lose their entire investment. While the Fund seeks to limit losses to 70% for shareholders who hold shares for the entire Outcome Period, there is no guarantee it will successfully do so. (continued on next page)

(continued from previous page)

**Depending upon market conditions at the time of purchase, a shareholder that purchases shares after the Outcome Period has begun may also lose their entire investment. For instance, if the Outcome Period has begun and the Fund has decreased in value beyond the pre-determined 5%-35% buffer, an investor purchasing shares at that price may not benefit from the buffer. Similarly, if the Outcome Period has begun and the Fund has increased in value, an investor purchasing shares at that price may not benefit from the buffer until the Fund's value has decreased to its value at the commencement of the Outcome Period. An investment in the Fund is only appropriate for shareholders willing to bear those losses.**

- The Outcomes are based on the Fund's net asset value, the per share value of the Fund's assets ("NAV") on the first day of the Outcome Period. The Fund's assets will be principally composed of FLEX Options, the value of which is derived from the performance of the underlying reference asset, the S&P 500 Price Index. However, because a component of an option's value is the number of days remaining until its expiration, the Fund's NAV will not directly correlate on a day-to-day basis with the returns experienced by the S&P 500 Price Index. While the Fund's investment sub-adviser generally anticipates that the Fund's NAV will move in the same direction as the S&P 500 Price Index (meaning that the Fund's NAV will increase if the S&P 500 Price Index experiences gains and that the Fund's NAV will decrease if the S&P 500 Price Index experiences losses), the Fund's NAV may not increase or decrease at the same rate as the S&P 500 Price Index. Similarly, the amount of time remaining until the end of the Outcome Period also affects the impact of the buffer on the Fund's NAV, which may not be in full effect prior to the end of the Outcome Period. **The Fund's strategy is designed to produce the Outcomes upon the expiration of the FLEX Options on the last day of the Outcome Period. It should not be expected that the Outcomes will be provided at any point prior to that time and there is no guarantee that the Outcomes will be achieved on the last day of the Outcome Period.**
- The Fund's website, [www.innovatoretfs.com/uavg](http://www.innovatoretfs.com/uavg), provides important Fund information (including Outcome Period start and end dates and the Cap and buffer), as well information relating to the potential outcomes of an investment in the Fund on a daily basis. **If you are contemplating purchasing shares, please visit the website. Investors considering purchasing shares after the Outcome Period has begun or selling shares prior to the end of the Outcome Period should visit the website to fully understand potential investment outcomes.**
- **As stated above and explained in greater detail within the prospectus, if the Fund has experienced certain levels of either gains or losses since the beginning of the Outcome Period, there may be little to no ability to achieve gains or benefit from the buffer for the remainder of the Outcome Period.** The website contains important information that will assist you in determining whether to buy shares.
- Although the Fund's shares are listed for trading on a national securities exchange, there can be no assurance that an active trading market for the shares will develop or be maintained.

**Although the Fund seeks to achieve its investment objective, there is no guarantee that it will do so. The returns that the Fund seeks to provide do not include the costs associated with purchasing shares of the Fund and certain expenses incurred by the Fund. The Fund has characteristics unlike many other traditional investment products and may not be suitable for all investors. The table on the following page provides considerations for determining whether an investment in the Fund is appropriate for you.**

---

## Investor Suitability Considerations

---

### **You should only consider this investment if:**

- you fully understand the risks inherent in an investment in the Fund;
- you desire to invest in a product with a return that depends upon the performance of the S&P 500 Price Index over the Outcome Period;
- you are willing to hold shares for the duration of the Outcome Period in order to achieve the outcomes that the Fund seeks to provide;
- you fully understand that investments made when the Fund is at or near to the Cap may have limited to no upside;
- you seek the protection of a 30% buffer on S&P 500 Price Index losses for an investment held for the duration of the entire Outcome Period and understand that there is no guarantee that the Fund will be successful in its attempt to provide protection through the buffer;
- you are willing to forgo any gains in excess of the Cap;
- you understand that the Fund's investments do not provide for dividends to the Fund;
- you fully understand that investments made after the Outcome Period has begun may not fully benefit from the buffer;
- you are willing to accept the risk of losing your entire investment; and
- you have visited the Fund's website and understand the investment outcomes available to you based upon the time of your purchase.

### **You should not consider this investment if:**

- you do not fully understand the risks inherent in an investment in the Fund;
- you do not desire to invest in a product with a return that depends upon the performance of the S&P 500 Price Index over the Outcome Period;
- you are unwilling to hold shares for the duration of the Outcome Period in order to achieve the outcomes that the Fund seeks to provide;
- you do not fully understand that investments made when the Fund is at or near to the Cap may have limited to no upside;
- you seek an investment that provides total protection against S&P 500 Price Index losses for an investment held for the duration of an Outcome Period and understand that any protection provided by the buffer is not guaranteed;
- you are unwilling to forgo any gains in excess of the Cap;
- you do not fully understand that the Fund's investments do not provide for dividends to the Fund;
- you do not fully understand that investments made after the Outcome Period has begun may not fully benefit from the buffer;
- you are unwilling to accept the risk of losing your entire investment; and
- you have not visited the Fund's website and do not understand the investment outcomes available to you based upon the timing of your purchase.

**For more information regarding whether an investment in the Fund is right for you, please see "Investor Suitability" in the prospectus.**

---

Before you invest, you may want to review the Fund's prospectus, which contains more information about the Fund and its risks. You can find the Fund's prospectus (including amendments and supplements) and other information about the Fund, including the Fund's statement of additional information and shareholder report, online at <http://www.innovatoretfs.com/etf/?ticker=uaug>. You can also get this information at no cost by calling (800) 208-5212, or from your financial professional. The Fund's prospectus and statement of additional information, both dated March 1, 2021, as amended and supplemented from time to time, are incorporated by reference into this Summary Prospectus.

## INNOVATOR S&P 500 ULTRA BUFFER ETF™ – AUGUST

### INVESTMENT OBJECTIVE

The Fund seeks to provide investors with returns that match those of the S&P 500 Price Index, up to the upside cap of 7.15% (prior to taking into account management fees and other fees) and 6.36% (after taking into account management fees and other fees) while providing a buffer against S&P 500 Price Index losses of between 5% and 35%, over the period from August 1, 2020 to July 31, 2021.

### FEES AND EXPENSES OF THE FUND

This table describes the fees and expenses that you may pay if you buy, hold, and sell shares of the Fund (“Shares”). You may pay other fees, such as brokerage commissions and other fees to financial intermediaries, which are not reflected in the table and example below.

#### Annual Fund Operating Expenses (expenses that you pay each year as a percentage of the value of your investment)

Management Fees	0.79%
Distribution and Service (12b-1) Fees	0.00%
Other Expenses	0.00%
<hr/> Total Annual Fund Operating Expenses	<hr/> 0.79%

### EXAMPLE

This example is intended to help you compare the cost of investing in the Fund with the cost of investing in other funds.

This example assumes that you invest \$10,000 in the Fund for the time periods indicated and then sell all of your Shares at the end of those periods. The example also assumes that your investment has a 5% return each year and that the Fund’s operating expenses remain at current levels. This example does not include the brokerage commissions that investors may pay to buy and sell Shares.

Although your actual costs may be higher or lower, your costs, based on these assumptions, would be:	<hr/> <b>1 Year</b>	<hr/> <b>3 Years</b>	<hr/> <b>5 Years</b>	<hr/> <b>10 Years</b>
	\$81	\$252	\$439	\$978

### *Portfolio Turnover*

The Fund pays transaction costs, such as commissions, when it purchases and sells securities (or “turns over” its portfolio). A higher portfolio turnover will cause the Fund to incur additional transaction costs and may result in higher taxes when Shares are held in a taxable account. These costs, which are not reflected in Total Annual Fund Operating Expenses or in the example, may affect the Fund’s performance. During the fiscal year ended October 31, 2020, the Fund’s portfolio turnover rate was 0% of the average value of its portfolio.

## PRINCIPAL INVESTMENT STRATEGIES

**General Strategy Description.** The Fund invests at least 80% of its net assets in FLEXible EXchange® Options (“*FLEX Options*”) that reference the S&P 500 Price Return Index (“*S&P 500 Price Index*”). FLEX Options are exchange-traded options contracts with uniquely customizable terms. Although guaranteed for settlement by the Options Clearing Corporation (the “*OCC*”), FLEX Options are still subject to counterparty risk with the OCC and may be less liquid than more traditional exchange-traded options. Due to the unique mechanics of the Fund’s strategy, the return an investor can expect to receive from an investment in the Fund has characteristics that are distinct from many other investment vehicles. It is important that an investor understand these characteristics before making an investment in the Fund.

In general, an option contract is an agreement between a buyer and seller that gives the purchaser of the option the right to buy or sell a particular asset at a specified future date at an agreed upon price. The reference asset for all of the Fund’s FLEX Options is the S&P 500 Price Index, a large-cap, market-weighted, U.S. equities index that tracks the price (excluding dividends) of the 500 leading companies in leading industries.

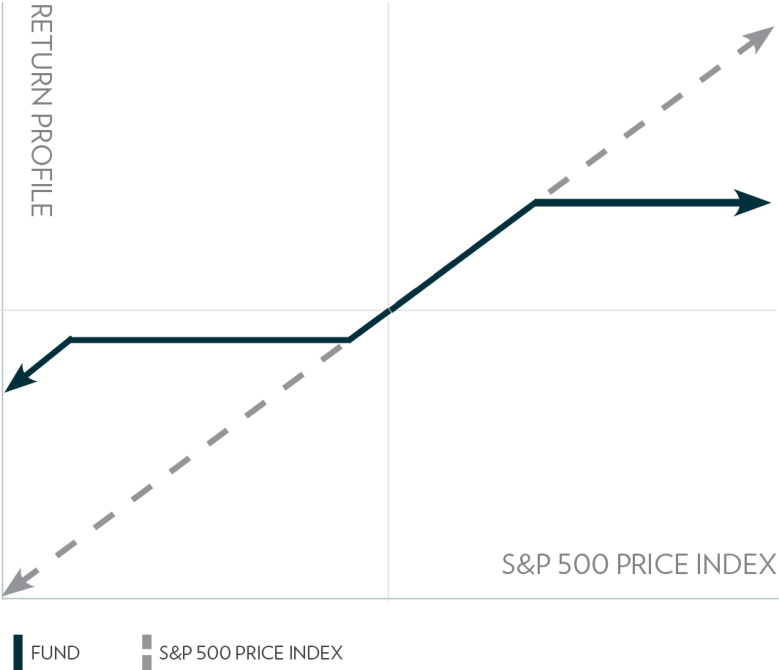
The pre-determined outcomes sought by the Fund, which include the buffer and Cap discussed below, are based upon the performance of the S&P 500 Price Index over the period of August 1, 2020 through July 31, 2021. This period is referred to as the “Outcome Period.” Following the Outcome Period, each subsequent Outcome Period will be a one-year period from August 1 through July 31. In the event that the S&P 500 Price Index experiences gains over the Outcome Period, the strategy seeks to provide investment returns that match the performance of the S&P 500 Price Index, up to an upside return cap that represents the maximum percentage return an investor can achieve from an investment in the Fund for the Outcome Period (the “*Cap*”). The Cap is set on the first day of the Outcome Period and is 7.15% prior to taking into account any fees or expenses charged to shareholders. When the Fund’s annual Fund management fee of 0.79% of the Fund’s average daily net assets is taken into account, the Cap is 6.36%. The Cap will be further reduced by any shareholder transaction fees and any extraordinary expenses incurred by the Fund. For the purpose of this prospectus, “extraordinary expenses” are non-recurring expenses that may be incurred by the Fund outside of the ordinary course of its business, including, without limitation, costs incurred in connection with any claim, litigation, arbitration, mediation, government investigation or similar proceedings, indemnification expenses and expenses in connection with holding and/or soliciting proxies for a meeting of Fund shareholders. The date stipulated in all of the Fund’s FLEX Options is the approximate termination date of the Outcome Period, at which time the Fund will invest in a new set of FLEX Options for the next Outcome Period.

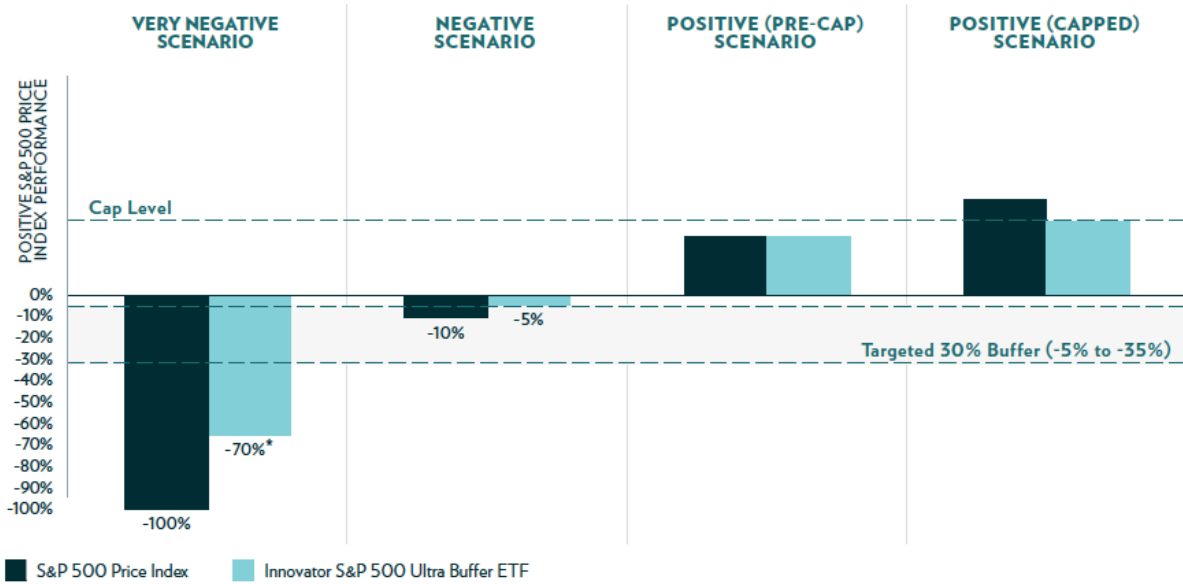
Additionally, as is discussed in further detail below, the value of the Fund’s FLEX Option positions will not increase or decrease at the same rate as the S&P 500 Price Index. Because a component of an option’s value is the number of days remaining until its expiration, the Fund’s NAV will not directly correlate on a day-to-day basis with the returns experienced by the S&P 500 Price Index. While the Fund’s investment sub-adviser generally anticipates that the Fund’s NAV will move in the same direction as the S&P 500 Price Index (meaning that the Fund’s NAV will increase if the S&P 500 Price Index experiences gains and that the Fund’s NAV will decrease if the S&P 500 Price Index experiences losses), the Fund’s NAV may not increase or decrease at the same rate as the S&P 500 Price Index. The strategy is designed to realize the Outcomes only on the final day of the Outcome Period.

The Fund’s investment sub-adviser, Milliman Financial Risk Management LLC (“*Milliman*” or the “*Sub-Adviser*”), has constructed a portfolio principally composed of seven FLEX Options on the S&P

500 Price Index that are each set to expire on the last day of the Outcome Period. The customizable nature of FLEX Options allows the Sub-Adviser to select the price at which the S&P 500 Price Index will be exercised at the expiration of each FLEX Option. This is commonly known as the “strike price.” At the commencement of the Outcome Period, the Sub-Adviser specifically selects the strike price for each FLEX Option such that when the FLEX Options are exercised on the final day of the Outcome Period, the Outcomes may be obtained, depending on the performance of the S&P 500 Price Index over the duration of the Outcome Period.

The Fund seeks to generate returns that match the S&P 500 Price Index, up to the Cap (discussed in detail below), while limiting downside losses. **The two hypothetical graphical illustrations provided below are designed to illustrate the Outcomes based upon the hypothetical performance of the S&P 500 Price Index for a shareholder that holds Shares for the entirety of the Outcome Period.** Additional hypothetical graphical representations of the Outcomes are provided in “Additional Information Regarding the Fund’s Principal Investment Strategies.” **There is no guarantee that the Fund will be successful in its attempt to provide the Outcomes for an Outcome Period.** The returns that the Fund seeks to provide do not include the costs associated with purchasing shares of the Fund and certain expenses incurred by the Fund.





\*Please note: this graph is provided merely to illustrate the Outcomes that the Fund seeks to provide based upon the performance of the S&P 500 Price Index. Shareholders may experience losses greater than 70%, including loss of their entire investment. There is no guarantee that these Outcomes will be achieved over the course of the Outcome Period.

The following table contains examples designed to illustrate the Outcomes the Fund seeks to provide, based upon the performance of the S&P 500 Price Index. **However, there is no guarantee that the Fund will be successful in its attempt to provide the Outcomes for an Outcome Period. The table is provided for illustrative purposes only and does not purport to be representative of every possible performance scenario for Shares over the course of an Outcome Period. It is not intended to predict or project the performance of the FLEX Options or the Fund. Shareholders should not take this information as an assurance of the expected performance of the S&P 500 Price Index or return on the Fund's Shares.** The actual overall performance of the Fund will vary with fluctuations in the value of the FLEX Options during the Outcome Period, among other factors. Please refer to the Fund's website, [www.innovatoretf.com/uaug](http://www.innovatoretf.com/uaug), which provides updated information related to this table on a daily basis throughout the Outcome Period.

S&P 500 Price Index Performance	(100)%	(50)%	(20)%	(10)%	(5)%	0%	5%	10%	15%	20%	50%	100%
Fund Performance	(70)%	(20)%	(5)%	(5)%	(5)%	0%	5%	7.15%*	7.15%*	7.15%*	7.15%*	7.15%*

\* The Cap is set on the first day of the Outcome Period and is 7.15% prior to taking into account any fees or expenses charged to shareholders. When the Fund's annual Fund management fee of 0.79% of the Fund's average daily net assets is taken into account, the Cap is 6.36%.

**Use of FLEX Options.** The Outcomes may be achieved by purchasing and selling call and put FLEX Options to create layers within the Fund's portfolio. One layer is designed to produce returns that match those of the S&P 500 Price Index for the Outcome Period if the S&P 500 Price Index has experienced gains during that time. To achieve these returns, the Fund will purchase a call option (giving the Fund the right to receive the cash value of the S&P 500 Price Index) and a put option (giving the Fund the right to deliver the cash value of the S&P 500 Price Index), while simultaneously selling a call option

(giving the Fund the obligation to deliver the cash value of the S&P 500 Price Index) and a put option (giving the Fund the obligation to receive the cash value of the S&P 500 Price Index). Each of these FLEX Options has a specifically selected strike price. The effect created by these four positions is that if the S&P 500 Price Index has increased in value over the course of the Outcome Period, when the amount of cash the Fund receives and delivers pursuant to the terms of its positions is netted out, the Fund seeks to provide a gain that matches the gain experienced by the S&P 500 Price Index. **This gain is subject to the Cap, a maximum investment return level, which is discussed below.**

A separate layer is designed to produce the Fund's "ultra" buffer. "Ultra" denotes the Fund's objective to provide returns that are buffered by up to 30% if the S&P 500 Price Index experiences a loss of greater than 5% during the course of the Outcome Period. **There is no guarantee that the Fund will be successful in its attempt to provide buffered returns.** In seeking to achieve the ultra buffer, the Fund sells both a call option and a put option. Both of these FLEX Options have a specifically selected strike price. The effect created by these two positions is that if the S&P 500 Price Index has decreased in value by an amount less than 5% over the course of the Outcome Period, when the amount of cash the Fund receives and delivers pursuant to the terms of its positions is netted out, the Fund seeks to provide a loss that equals the loss experienced by the S&P 500 Price Index, less fees and expenses. Additionally, if the S&P 500 Price Index has decreased in value between 5% and 35% over the course of the Outcome Period, when the amount of cash the Fund receives and delivers pursuant to the terms of its positions is netted out, the Fund seeks to provide a loss equal to 5%. Lastly, for if the S&P 500 Price Index has decreased in value by greater than 35% over the course of the Outcome Period, when the amount of cash the Fund receives and delivers pursuant to the terms of its positions is netted out, the Fund seeks to provide a loss that is 30% less than the loss experienced by the S&P 500 Price Index.

Each of the FLEX Options purchased and sold throughout the Outcome Period will have the same terms (*i.e.*, strike price and expiration) as the corresponding FLEX Options purchased and sold on the first day of the Outcome Period. A detailed explanation regarding the terms of the FLEX Options and the mechanics of the Fund's strategy can be found in "Additional Information Regarding the Fund's Principal Investment Strategies."

***The Outcome Period.*** The Outcomes sought by the Fund are based upon the Fund's NAV on the first day of the Outcome Period. The Outcome Period begins on the day the FLEX Options are entered into and ends on the day they expire. Each FLEX Option's value is ultimately derived from the performance of the S&P 500 Price Index during that time. Because the terms of the FLEX Options don't change, the Cap and buffer both relate to the Fund's NAV on the first day of the Outcome Period. **A shareholder that purchases Shares after the commencement of the Outcome Period will likely have purchased Shares at a different NAV than the NAV on the first day of the Outcome Period (the NAV upon which the Outcomes are based) and may experience investment outcomes very different from those sought by the Fund. A shareholder that sells Shares prior to the end of the Outcome Period may also experience investment outcomes very different from those sought by the Fund. To achieve the Outcomes sought by the Fund for the Outcome Period, an investor must be holding Shares on the day that the Fund enters into the FLEX Options and on the day those FLEX Options expire. There is no guarantee that the Fund will be successful in its attempt to provide the Outcomes.**

The Fund's assets will be principally composed of FLEX Options, the value of which is derived from the performance of the underlying reference asset, the S&P 500 Price Index. However, because a component of an option's value is the number of days remaining until its expiration, during the Outcome Period, the Fund's NAV will not directly correlate on a day-to-day basis with the returns experienced by



the S&P 500 Price Index. While the Fund's investment sub-adviser generally anticipates that the Fund's NAV will move in the same direction as the S&P 500 Price Index (meaning that the Fund's NAV will increase if the S&P 500 Price Index experiences gains and that the Fund's NAV will decrease if the S&P 500 Price Index experiences losses), the Fund's NAV may not increase or decrease at the same rate as the S&P 500 Price Index. Similarly, the amount of time remaining until the end of the Outcome Period also affects the impact of the buffer on the Fund's NAV, which may not be in full effect prior to the end of the Outcome Period. **The Fund's strategy is designed to produce the Outcomes upon the expiration of the FLEX Options on the last day of the Outcome Period and it should not be expected that the Outcomes will be provided at any point prior to that time.** Taken together, this means that at the midpoint of the Outcome Period, if the S&P 500 Price Index has decreased in value by 15%, the Fund's NAV can be expected to have decreased in value by more than 5% (because the buffer is not yet in full effect), but less than 15% (because the Fund's NAV will not correlate one-to-one with the S&P 500 Price Index and the Fund's NAV tends not to participate fully in either S&P 500 Price Index gains or losses).

**Cap on Potential Upside Returns.** Unlike other investment products, the potential returns an investor can receive from an investment in the Fund are subject to an upside return cap. **This means that if the S&P 500 Price Index experiences gains for the Outcome Period beyond the Cap, a shareholder will not experience those excess gains. Therefore, regardless of the performance of the S&P 500 Price Index, the Cap is the maximum return an investor can achieve from an investment in the Fund for the Outcome Period.** The Cap is set on the first day of the Outcome Period and is 7.15% prior to taking into account any fees or expenses charged to shareholders. When the Fund's annual Fund management fee of 0.79% of the Fund's average daily net assets is taken into account, the Cap is 6.36%. The Cap will be further reduced by any shareholder transaction fees and any extraordinary expenses incurred by the Fund. The Cap is also set forth on the Fund's website at [www.innovatoretfs.com/uavg](http://www.innovatoretfs.com/uavg).

The Cap will change for each Outcome Period based upon prevailing market conditions at the beginning of the Outcome Period. The Cap, and the Fund's position relative to it, should be considered before investing in the Fund. **If an investor is considering purchasing Shares during the Outcome Period, and the Fund has already increased in value to a level near to the Cap, an investor purchasing Shares at that price has limited to no gains available for the remainder of the Outcome Period but remains vulnerable to significant downside risks.**

The Cap level is a result of the design of the Fund's principal investment strategy. In order to provide the buffer, the Fund purchases a series of put and call FLEX Options. As the purchaser of these FLEX Options, the Fund is obligated to pay a premium to the seller of those FLEX Options. However, the strategy is designed so that any premiums that the Fund is obligated to pay are offset by premiums it receives in connection with the selling of FLEX Options. On the first day of the Outcome Period when the Fund enters into its other FLEX Options positions, the portfolio managers will calculate the amount of premiums that the Fund will owe and will then go into the market and sell a FLEX Option with terms that entitle the Fund to receive a premium in an amount equal to the amount that the Fund would otherwise owe. The Cap is the strike price of that sold FLEX Option. The strike price is determined based upon prevailing market conditions at the time the Fund enters into the FLEX Options, most notably current interest rate levels and S&P 500 Price Index volatility and the relationship of put and calls on the underlying FLEX Options.

**Buffer.** The ultra buffer that the Fund seeks to provide is only operative against S&P 500 Price Index losses of between 5% and 35% for the Outcome Period; **however, there is no guarantee that the Fund**

**will be successful in its attempt to provide buffered returns.** After the S&P 500 Price Index has decreased in value by more than 35%, the Fund will experience all subsequent losses on a one-to-one basis. The buffer is provided prior to taking into account annual Fund management fees equal to 0.79% of the Fund's daily net assets, transaction fees and any extraordinary expenses incurred by the Fund. **If an investor is considering purchasing Shares during the Outcome Period, and the Fund has already decreased in value by an amount equal to or greater than 35%, an investor purchasing Shares at that price will have increased gains available prior to reaching the Cap but may not benefit from the ultra buffer that the Fund seeks to offer for the remainder of the Outcome Period. Conversely, if an investor is considering purchasing Shares during the Outcome Period, and the Fund has already increased in value, then a shareholder may experience losses prior to gaining the protection offered by the ultra buffer, which is not guaranteed.** A shareholder that purchases Shares at the beginning of the Outcome Period may lose their entire investment. While the Fund seeks to limit losses to 70% for shareholders who hold Shares for the entire Outcome Period, there is no guarantee it will successfully do so. Depending upon market conditions at the time of purchase, a shareholder that purchases Shares after the Outcome Period has begun may also lose their entire investment. An investment in the Fund is only appropriate for shareholders willing to bear those losses.

**Fund Rebalance.** The Fund is a continuous investment vehicle. It does not terminate and distribute its assets at the conclusion of each Outcome Period. On the termination date of an Outcome Period, the Sub-Adviser will invest in a new set of FLEX Options and another Outcome Period will commence.

The Fund's website, [www.innovatoretfs.com/uaug](http://www.innovatoretfs.com/uaug), provides information relating to the Outcomes, including the Fund's position relative to the Cap and buffer, of an investment in the Fund on a daily basis.

The Fund is classified as "non-diversified" under the Investment Company Act of 1940, as amended (the "1940 Act").

## **PRINCIPAL RISKS**

You could lose money by investing in the Fund. An investment in the Fund is not a deposit of a bank and is not insured or guaranteed by the Federal Deposit Insurance Corporation or any other governmental agency. There can be no assurance that the Fund's investment objectives will be achieved.

**Buffered Loss Risk.** There can be no guarantee that the Fund will be successful in its strategy to provide buffer protection if the S&P 500 Price Index decreases over the Outcome Period by between 5% and 35%. A shareholder may lose their entire investment. The Fund's strategy seeks to deliver returns that match the S&P 500 Price Index (up to the Cap), while limiting downside losses, if Shares are bought on the day on which the Fund enters into the FLEX Options and held until those FLEX Options expire at the end of the Outcome Period. In the event an investor purchases Shares after the date on which the FLEX Options were entered into or sells Shares prior to the expiration of the FLEX Options, the buffer that the Fund seeks to provide may not be available. The Fund does not provide principal protection or non-principal protection, and an investor may experience significant losses on its investment, including the loss of its entire investment.

**Capped Upside Return Risk.** The Fund's strategy seeks to provide returns that are subject to the Cap. In the event that the S&P 500 Price Index has gains in excess of the Cap for the Outcome Period, the Fund will not participate in those gains beyond the Cap. The Fund's strategy seeks to deliver returns

that match those of the S&P 500 Price Index if Shares are bought on the day on which the Fund enters into the FLEX Options and held until those FLEX Options expire at the end of the Outcome Period. In the event an investor purchases Shares after the date on which the FLEX Options were entered into and the Fund has risen in value to a level near to the Cap, there may be little or no ability for that investor to experience an investment gain on their Shares.

**FLEX Options Risk.** The Fund will utilize FLEX Options issued and guaranteed for settlement by the OCC. The Fund bears the risk that the OCC will be unable or unwilling to perform its obligations under the FLEX Options contracts. In the unlikely event that the OCC becomes insolvent or is otherwise unable to meet its settlement obligations, the Fund could suffer significant losses. Additionally, FLEX Options may be less liquid than certain other securities such as standardized options. In less liquid market for the FLEX Options, the Fund may have difficulty closing out certain FLEX Options positions at desired times and prices. In connection with the creation and redemption of Shares, to the extent market participants are not willing or able to enter into FLEX Option transactions with the Fund at prices that reflect the market price of the Shares, the Fund's net asset value and, in turn the share price of the Fund, could be negatively impacted.

The Fund may experience substantial downside from specific FLEX Option positions and certain FLEX Option positions may expire worthless. The value of the underlying FLEX Options will be affected by, among others, changes in the value of the S&P 500 Price Index, changes in interest rates, changes in the actual and implied volatility of the S&P 500 Price Index and the remaining time to until the FLEX Options expire. The value of the FLEX Options does not increase or decrease at the same rate as the level of the S&P 500 Price Index (although they generally move in the same direction). However, as a FLEX Option approaches its expiration date, its value typically increasingly moves with the value of the S&P 500 Price Index.

**Clearing Member Default Risk.** Transactions in some types of derivatives, including FLEX Options, are required to be centrally cleared. In a transaction involving such derivatives ("cleared derivatives"), the Fund's counterparty is a clearing house, such as the OCC, rather than a bank or broker. Since the Fund is not a member of clearing houses and only members of a clearing house ("clearing members") can participate directly in the clearing house, the Fund will hold cleared derivatives through accounts at clearing members. In cleared derivatives positions, the Fund will make payments (including margin payments) to and receive payments from a clearing house through their accounts at clearing members. Customer funds held at a clearing organization in connection with any options contracts are held in a commingled omnibus account and are not identified to the name of the clearing member's individual customers. As a result, assets deposited by the Fund with any clearing member as margin for FLEX Options may, in certain circumstances, be used to satisfy losses of other clients of the Fund's clearing member. In addition, although clearing members guarantee performance of their clients' obligations to the clearing house, there is a risk that the assets of the Fund might not be fully protected in the event of the clearing member's bankruptcy, as the Fund would be limited to recovering only a pro rata share of all available funds segregated on behalf of the clearing member's customers for the relevant account class.

**Outcome Period Risk.** The Fund's investment strategy is designed to deliver returns that match the S&P 500 Price Index if Shares are bought on the day on which the Fund enters into the FLEX Options and held until those FLEX Options expire at the end of the Outcome Period. In the event an investor purchases Shares after the date on which the FLEX Options were entered into or sells Shares prior to the

expiration of the FLEX Options, the returns realized by the investor will not match those that the Fund seeks to achieve.

**Correlation Risk.** The FLEX Options held by the Fund will be exercisable at the strike price only on their expiration date. Prior to the expiration date, the value of the FLEX Options will be determined based upon market quotations or using other recognized pricing methods. The value of the FLEX Options prior to the expiration date may vary because of related factors other than the value of the S&P 500 Price Index. Factors that may influence the value of the FLEX Options include interest rate changes and implied volatility levels of the S&P 500 Price Index, among others.

**Investment Objective Risk.** Certain circumstances under which the Fund might not achieve its objective include, but are not limited, to (i) if the Fund disposes of FLEX Options, (ii) if the Fund is unable to maintain the proportional relationship based on the number of FLEX Options in the Fund's portfolio, (iii) significant accrual of Fund expenses in connection with effecting the Fund's principal investment strategy or (iv) adverse tax law changes affecting the treatment of FLEX Options.

**Upside Participation Risk.** There can be no guarantee that the Fund will be successful in its strategy to provide shareholders with a total return that matches the increase of the S&P 500 Price Index over the Outcome Period, up to the maximum return imposed by the Cap. In the event an investor purchases Shares after the date on which the FLEX Options were entered into or does not stay invested in the Fund for the entirety of the Outcome Period, the returns realized by the investor may not match those that the Fund seeks to achieve.

**Management Risk.** The Fund is subject to management risk because it is an actively managed portfolio. The Sub-Adviser will apply investment techniques and risk analyses in making investment decisions for the Fund, but there can be no guarantee that the Fund will meet its investment objective.

**Cap Change Risk.** A new Cap is established at the beginning of each Outcome Period and is dependent on prevailing market conditions. As such, the Cap may rise or fall from one Outcome Period to the next and is unlikely to remain the same for consecutive Outcome Periods.

**Market Risk.** The Fund could lose money over short periods due to short-term market movements and over longer periods during more prolonged market downturns. Assets may decline in value due to factors affecting financial markets generally or particular asset classes or industries represented in the markets. The value of a FLEX Options or other asset may also decline due to general market conditions, economic trends or events that are not specifically related to the issuer of the security or other asset, or due to factors that affect a particular issuer or issuers, country, group of countries, region, market, industry, group of industries, sector or asset class. During a general market downturn, multiple asset classes may be negatively affected. Changes in market conditions and interest rates will not have the same impact on all types of securities.

**Non-Diversification Risk.** The Fund is classified as "non-diversified" under the 1940 Act. As a result, the Fund is only limited as to the percentage of its assets which may be invested in the securities of any one issuer by the diversification requirements imposed by the Internal Revenue Code of 1986, as amended (the "Code"). The Fund may invest a relatively high percentage of its assets in a limited number of issuers. As a result, the Fund may be more susceptible to a single adverse economic or regulatory occurrence affecting one or more of these issuers, experience increased volatility and be highly invested in certain issuers.

**Liquidity Risk.** In the event that trading in the underlying FLEX Options is limited or absent, the value of the Fund's FLEX Options may decrease. There is no guarantee that a liquid secondary trading market will exist for the FLEX Options. The trading in FLEX Options may be less deep and liquid than the market for certain other securities. FLEX Options may be less liquid than certain non-customized options. In a less liquid market for the FLEX Options, terminating the FLEX Options may require the payment of a premium or acceptance of a discounted price and may take longer to complete. In a less liquid market for the FLEX Options, the liquidation of a large number of options may more significantly impact the price. A less liquid trading market may adversely impact the value of the FLEX Options and the value of your investment.

**Valuation Risk.** During periods of reduced market liquidity or in the absence of readily available market quotations for the holdings of the Fund, the ability of the Fund to value the FLEX Options becomes more difficult and the judgment of the Fund's investment adviser (employing the fair value procedures adopted by the Board of Trustees of the Trust) may play a greater role in the valuation of the Fund's holdings due to reduced availability of reliable objective pricing data. Consequently, while such determinations may be made in good faith, it may nevertheless be more difficult for the Fund to accurately assign a daily value.

**Operational Risk.** The Fund is exposed to operational risks arising from a number of factors, including, but not limited to, human error in the calculation of the Cap, processing and communication errors, errors of the Fund's service providers, counterparties or other third-parties, failed or inadequate processes and technology or systems failures. The Fund and its investment adviser and Sub-adviser seek to reduce these operational risks through controls and procedures. However, these measures do not address every possible risk and may be inadequate to address these risks.

**Market Maker Risk.** If the Fund has lower average daily trading volumes, it may rely on a small number of third-party market makers to provide a market for the purchase and sale of Shares. Any trading halt or other problem relating to the trading activity of these market makers could result in a dramatic change in the spread between the Fund's NAV and the price at which the Shares are trading on the Exchange, which could result in a decrease in value of the Shares. In addition, decisions by market makers or authorized participants to reduce their role or step away from these activities in times of market stress could inhibit the effectiveness of the arbitrage process in maintaining the relationship between the underlying values of the Fund's portfolio securities and the Fund's market price. This reduced effectiveness could result in Shares trading at a discount to NAV and also in greater than normal intra-day bid-ask spreads for Shares.

**Trading Issues Risk.** Although the Shares are listed for trading on the Exchange, there can be no assurance that an active trading market for such Shares will develop or be maintained. Trading in Shares on the Exchange may be halted due to market conditions or for reasons that, in the view of the Exchange, make trading in Shares inadvisable. In addition, trading in Shares on the Exchange is subject to trading halts caused by extraordinary market volatility pursuant to the Exchange "circuit breaker" rules. Market makers are under no obligation to make a market in the Shares, and authorized participants are not obligated to submit purchase or redemption orders for Creation Units. There can be no assurance that the requirements of the Exchange necessary to maintain the listing of the Fund will continue to be met or will remain unchanged. Initially, due to the small asset size of the Fund, it may have difficulty maintaining its listings on the Exchange.

**Active Markets Risk.** Although the Shares are listed for trading on the Exchange, there can be no assurance that an active trading market for the Shares will develop or be maintained. Shares trade on the Exchange at market prices that may be below, at or above the Fund's NAV. Securities, including the Shares, are subject to market fluctuations and liquidity constraints that may be caused by such factors as economic, political, or regulatory developments, changes in interest rates, and/or perceived trends in securities prices. Shares of the Fund could decline in value or underperform other investments.

**Authorized Participation Concentration Risk.** Only an authorized participant may engage in creation or redemption transactions directly with the Fund. The Fund has a limited number of institutions that may act as authorized participants on an agency basis (*i.e.*, on behalf of other market participants). To the extent that authorized participants exit the business or are unable to proceed with creation and/or redemption orders with respect to the Fund and no other authorized participant is able to step forward to create or redeem "Creation Units" (as defined in "Purchase and Sale of Shares,") Shares may be more likely to trade at a premium or discount to NAV and possibly face trading halts and/or delisting.

**Counterparty Risk.** Counterparty risk is the risk an issuer, guarantor or counterparty of a security in the Fund is unable or unwilling to meet its obligation on the security. The OCC acts as guarantor and central counterparty with respect to the FLEX Options. As a result, the ability of the Fund to meet its objective depends on the OCC being able to meet its obligations. In the unlikely event that the OCC becomes insolvent or is otherwise unable to meet its settlement obligations, the Fund could suffer significant losses.

**Fluctuation of Net Asset Value Risk.** The Fund's Shares trade on the Exchange at their market price rather than their NAV. The market price may be at, above or below the Fund's NAV. Differences in market price and NAV may be due, in large part, to the fact that supply and demand forces at work in the secondary trading market for Shares will be closely related to, but not identical to, the same forces influencing the prices of the holdings of the Fund trading individually or in the aggregate at any point in time. These differences can be especially pronounced during times of market volatility or stress. During these periods, the demand for Shares may decrease considerably and cause the market price of Shares to deviate significantly from the Fund's NAV.

**Cash Transactions Risk.** The Fund may effectuate all or a portion of its creations and redemptions for cash, rather than in-kind securities. As a result, an investment in the Fund may be less tax-efficient than an investment in an ETF that effects its creations and redemptions only in-kind. ETFs are able to make in-kind redemptions to avoid being taxed on gains on the distributed portfolio securities at the fund level. A Fund that effects redemptions for cash may be required to sell portfolio securities in order to obtain the cash needed to distribute redemption proceeds. Any recognized gain on these sales by the Fund will generally cause the Fund to recognize a gain it might not otherwise have recognized, or to recognize such gain sooner than would otherwise be required if it were to distribute portfolio securities only in-kind. The Fund intends to distribute these gains to shareholders to avoid being taxed on this gain at the fund level and otherwise comply with special tax rules that apply to it. This strategy may cause shareholders to be subject to tax on gains they would not otherwise be subject to, or at an earlier date than if they had made an investment in another ETF. Moreover, cash transactions may have to be carried out over several days if the securities market is relatively illiquid and may involve considerable brokerage fees and taxes. These brokerage fees and taxes, which will be higher than if the Fund sold and redeemed its shares principally in-kind, will be passed on to those purchasing and redeeming Creation Units in the form of creation and redemption transaction fees. In addition, these factors may result in wider spreads between the bid and the offered prices of Fund Shares than for ETFs that distribute

portfolio securities in-kind. The Fund's use of cash for creations and redemptions could also result in dilution to the Fund and increases transaction costs, which could negatively impact the Fund's ability to achieve its investment objective.

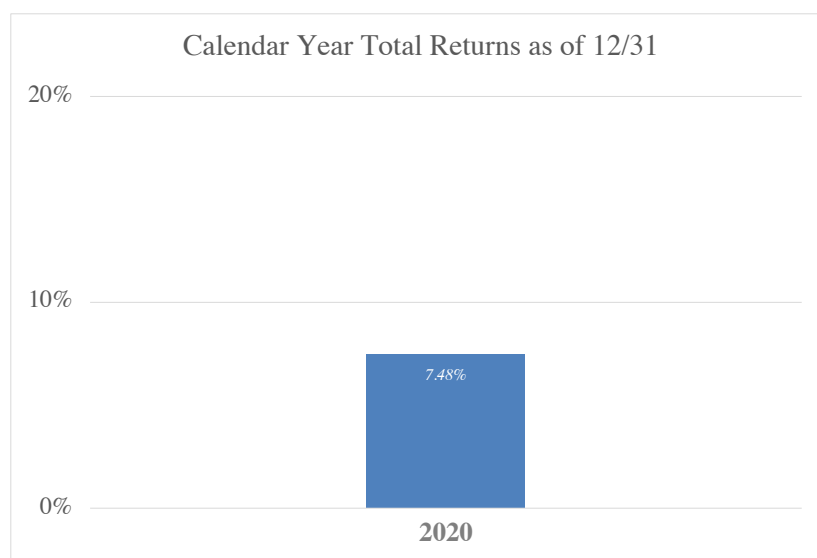
**Cyber Security Risk.** As the use of Internet technology has become more prevalent in the course of business, the investment industry has become more susceptible to potential operational risks through breaches in cyber security. A breach in cyber security refers to both intentional and unintentional events that may cause the Fund to lose proprietary information, suffer data corruption or lose operational capacity. Such events could cause the Fund to incur regulatory penalties, reputational damage, additional compliance costs associated with corrective measures and/or financial loss. Cyber security breaches may involve unauthorized access to the Fund's digital information systems through "hacking" or malicious software coding, but may also result from outside attacks such as denial-of-service attacks through efforts to make network services unavailable to intended users. In addition, cyber security breaches of the Fund's third-party service providers, such as its administrator, transfer agent, custodian, or issuers in which the Fund invests, can also subject the Fund to many of the same risks associated with direct cyber security breaches. The Fund has established risk management systems designed to reduce the risks associated with cyber security. However, there is no guarantee that such efforts will succeed, especially because the Fund does not directly control the cyber security systems of issuers or third-party service providers.

**Tax Risk.** The Fund intends to elect and to qualify each year to be treated as a regulated investment company ("RIC") under Subchapter M of the Code. As a RIC, the Fund will not be subject to U.S. federal income tax on the portion of its net investment income and net capital gain that it distributes to Shareholders, provided that it satisfies certain requirements of the Code. If the Fund does not qualify as a RIC for any taxable year and certain relief provisions are not available, the Fund's taxable income will be subject to tax at the Fund level and to a further tax at the Shareholder level when such income is distributed. Additionally, buying securities shortly before the record date for a taxable dividend or capital gain distribution is commonly known as "buying the dividend." In the event a Shareholder purchases Shares shortly before such a distribution, the entire distribution may be taxable to the Shareholder even though a portion of the distribution effectively represents a return of the purchase price.

**The Shares will change in value, and you could lose money by investing in the Fund. The Fund may not achieve its investment objective.**

## PERFORMANCE

The bar chart and table below illustrate the annual calendar year returns of the Fund based on NAV as well as the average annual Fund returns. The bar chart and table provide an indication of the risks of investing in the Fund by showing changes in the Fund's performance from year-to-year and by showing how the Fund's average annual total returns based on NAV compare to those of two broad-based market indices: the S&P 500 Total Return Index and the S&P 500 Price Index. Both indices have the same constituents in the same weights. However, the S&P 500 Total Return Index assumes that any dividends paid out by index constituents have been reinvested in the index and the S&P 500 Price Return Index, which measures only the price movements of index constituents, does not. Although the Outcomes the Fund seeks to provide are based upon the performance of the S&P 500 Price Index, the returns of the S&P 500 Total Return Index have been provided in accordance with the requirements of Form N-1A of the 1940 Act. The Fund's performance information is accessible on the Fund's website at [www.innovatoretfs.com](http://www.innovatoretfs.com).



The Fund's highest quarterly return was 8.85% (quarter ended June 30, 2020) and the Fund's lowest quarterly return was (9.02)% (quarter ended March 31, 2020).

<b>Average Annual Total Return as of December 31, 2020</b>		
	<b>1 Year</b>	<b>Since Inception (7/31/2019)</b>
<b>Innovator S&amp;P 500 Ultra Buffer ETF™ – August</b>		
Return Before Taxes .....	7.48%	8.43%
Return After Taxes on Distributions .....	7.48%	8.21%
Return After Taxes on Distributions and Sale of Fund Shares.....	4.43%	6.37%
<b>S&amp;P 500® Total Return Index</b> (reflects no deduction for fees, expenses or taxes).....	18.40%	19.96%
<b>S&amp;P 500® Price Return Index</b> (reflects no deduction for fees, expenses or taxes).....	16.26%	17.70%

The Fund's past performance (before and after taxes) is not necessarily an indication of how the Fund will perform in the future.



Returns before taxes do not reflect the effects of any income or capital gains taxes. All after-tax returns are calculated using the historical highest individual federal marginal income taxes and do not reflect the impact of any state or local tax. Returns after taxes on distributions reflect the taxed return on the payment of dividends and capital gains.

Your own actual after-tax returns will depend on your specific tax situation and may differ from what is shown here. After-tax returns are not relevant to investors who hold Shares in tax-deferred accounts such as individual retirement accounts (IRAs) or employee-sponsored retirement plans.

## **MANAGEMENT**

### Investment Adviser

Innovator Capital Management, LLC (“*Innovator*” or the “*Adviser*”)

### Investment Sub-Adviser

Milliman Financial Risk Management LLC (“*Milliman*” or the “*Sub-Adviser*”)

### Portfolio Managers

The following persons serve as portfolio managers of the Fund.

- Robert T. Cummings, Principal and Director of Global Trading at Milliman
- Daniel S. Hare, Senior Trader and Risk Manager at Milliman
- Yin Bhuyan, Associate – ETF Portfolio Management Team at Milliman

Each of the portfolio managers is primarily and jointly responsible for the day-to-day management of the Fund. Mr. Cummings and Mr. Hare have served in such capacity since the Fund’s inception in 2019. Ms. Bhuyan has served in this capacity effective as of March 1, 2021.

## **PURCHASE AND SALE OF SHARES**

The Fund issues and redeems Shares at NAV only with authorized participants (“*APs*”) that have entered into agreements with the Fund’s distributor and only in Creation Units (large blocks of 25,000 Shares) or multiples thereof (“*Creation Unit Aggregations*”), in exchange for cash. Except when aggregated in Creation Units, the Shares are not redeemable securities of the Fund.

Individual Shares may only be bought and sold in the secondary market (*i.e.*, on a national securities exchange) through a broker or dealer at a market price. Because the Shares trade at market prices rather than NAV, Shares may trade at a price greater than NAV (at a premium), at NAV, or less than NAV (at a discount). An investor may incur costs attributable to the difference between the highest price a buyer is willing to pay to purchase Shares (bid) and the lowest price a seller is willing to accept for Shares (ask) when buying or selling shares in the secondary market (the “*bid-ask spread*”).

Recent information, including information on the Fund’s NAV, market price, premiums and discounts, and bid-ask spreads, is available online at [www.innovatoretfs.com](http://www.innovatoretfs.com).

## **TAX INFORMATION**

The Fund's distributions will generally be taxable as ordinary income, returns of capital or capital gains. A sale of Shares may result in capital gain or loss.

## **PAYMENTS TO BROKER-DEALERS AND OTHER FINANCIAL INTERMEDIARIES**

If you purchase Shares through a broker-dealer or other financial intermediary (such as a bank), Innovator and Foreside Fund Services, LLC, the Fund's distributor, may pay the intermediary for the sale of Shares and related services. These payments may create a conflict of interest by influencing the broker-dealer or other intermediary and your salesperson to recommend the Fund over another investment. Ask your salesperson or visit your financial intermediary's website for more information.