

INNOVATOR ETFs TRUST
(the “TRUST”)

SUPPLEMENT TO THE PROSPECTUS, SUMMARY PROSPECTUS AND STATEMENT OF ADDITIONAL
INFORMATION (“SAI”) FOR EACH SERIES LISTED IN APPENDIX A (EACH A “FUND”)

DATED JULY 31, 2024

Effective immediately, notwithstanding anything to the contrary in the prospectus, summary prospectus and statement of additional information, Yin Bhuyan will no longer act as portfolio manager for each of the Funds. Jordan Rosenfeld has been added as a portfolio manager for each Fund.

Jordan B. Rosenfeld is a Senior Director and Portfolio Manager at Milliman. Mr. Rosenfeld joined Milliman in 2018 as a trader and in 2021 was promoted to ETF Portfolio Manager. Mr. Rosenfeld is responsible for implementing derivatives strategies in exchange-traded funds, mutual funds, and unit investment trusts. He has more than nine years of experience in capital markets with a focus on derivatives portfolio management and multi-asset strategy. Prior to joining the firm, Mr. Rosenfeld was a global macro portfolio manager at Gelber Group.

Additionally, the “Other Accounts” table contained in the “Investment Adviser and Other Service Providers” section in each Fund’s SAI is amended to reflect that as of June 30, 2024, Jordan Rosenfeld managed the investment vehicles with the number of accounts and assets set forth in the below table:

	Registered Investment Companies # of Accounts (\$ Assets)	Other Pooled Investment Vehicles # of Accounts (\$ Assets)	Other Accounts # of Accounts (\$ Assets)
Jordan Rosenfeld	142 (\$17.5 billion)	0 (\$0)	0 (\$0)

PLEASE KEEP THIS SUPPLEMENT FOR FUTURE REFERENCE

APPENDIX A

Innovator U.S. Equity Buffer ETF – January
Innovator U.S. Equity Buffer ETF – February
Innovator U.S. Equity Buffer ETF – March
Innovator U.S. Equity Buffer ETF – April
Innovator U.S. Equity Buffer ETF – May
Innovator U.S. Equity Buffer ETF – June
Innovator U.S. Equity Buffer ETF – July
Innovator U.S. Equity Buffer ETF – August
Innovator U.S. Equity Buffer ETF – September
Innovator U.S. Equity Buffer ETF – October
Innovator U.S. Equity Buffer ETF – November
Innovator U.S. Equity Buffer ETF – December
Innovator U.S. Equity Power Buffer ETF – January
Innovator U.S. Equity Power Buffer ETF – February
Innovator U.S. Equity Power Buffer ETF – March
Innovator U.S. Equity Power Buffer ETF – April
Innovator U.S. Equity Power Buffer ETF – May
Innovator U.S. Equity Power Buffer ETF – June
Innovator U.S. Equity Power Buffer ETF – July
Innovator U.S. Equity Power Buffer ETF – August
Innovator U.S. Equity Power Buffer ETF – September
Innovator U.S. Equity Power Buffer ETF – October
Innovator U.S. Equity Power Buffer ETF – November
Innovator U.S. Equity Power Buffer ETF – December
Innovator U.S. Equity Ultra Buffer ETF – January
Innovator U.S. Equity Ultra Buffer ETF – February
Innovator U.S. Equity Ultra Buffer ETF – March
Innovator U.S. Equity Ultra Buffer ETF – April
Innovator U.S. Equity Ultra Buffer ETF – May
Innovator U.S. Equity Ultra Buffer ETF – June
Innovator U.S. Equity Ultra Buffer ETF – July
Innovator U.S. Equity Ultra Buffer ETF – August
Innovator U.S. Equity Ultra Buffer ETF – September
Innovator U.S. Equity Ultra Buffer ETF – October
Innovator U.S. Equity Ultra Buffer ETF – November
Innovator U.S. Equity Ultra Buffer ETF – December
Innovator Emerging Markets Power Buffer ETF – January
Innovator Emerging Markets Power Buffer ETF – April
Innovator Emerging Markets Power Buffer ETF – July
Innovator Emerging Markets Power Buffer ETF – October
Innovator Growth-100 Power Buffer ETF – January
Innovator Growth-100 Power Buffer ETF – April
Innovator Growth-100 Power Buffer ETF – June
Innovator Growth-100 Power Buffer ETF – July

Innovator Growth-100 Power Buffer ETF – October
Innovator International Developed Power Buffer ETF – January
Innovator International Developed Power Buffer ETF – February
Innovator International Developed Power Buffer ETF – March
Innovator International Developed Power Buffer ETF – April
Innovator International Developed Power Buffer ETF – May
Innovator International Developed Power Buffer ETF – June
Innovator International Developed Power Buffer ETF – July
Innovator International Developed Power Buffer ETF – September
Innovator International Developed Power Buffer ETF – October
Innovator International Developed Power Buffer ETF – November
Innovator International Developed Power Buffer ETF – December
Innovator U.S. Small Cap Power Buffer ETF – January
Innovator U.S. Small Cap Power Buffer ETF – April
Innovator U.S. Small Cap Power Buffer ETF – June
Innovator U.S. Small Cap Power Buffer ETF – July
Innovator U.S. Small Cap Power Buffer ETF – October
Innovator Premium Income 10 Barrier ETF – January
Innovator Premium Income 10 Barrier ETF – April
Innovator Premium Income 10 Barrier ETF – July
Innovator Premium Income 10 Barrier ETF – October
Innovator Premium Income 20 Barrier ETF – January
Innovator Premium Income 20 Barrier ETF – April
Innovator Premium Income 20 Barrier ETF – July
Innovator Premium Income 20 Barrier ETF – October
Innovator Premium Income 30 Barrier ETF – January
Innovator Premium Income 30 Barrier ETF – April
Innovator Premium Income 30 Barrier ETF – July
Innovator Premium Income 30 Barrier ETF – October
Innovator Premium Income 40 Barrier ETF – January
Innovator Premium Income 40 Barrier ETF – April
Innovator Premium Income 40 Barrier ETF – July
Innovator Premium Income 40 Barrier ETF – October
Innovator Premium Income 9 Buffer ETF – January
Innovator Premium Income 9 Buffer ETF – April
Innovator Premium Income 9 Buffer ETF – July
Innovator Premium Income 9 Buffer ETF – October
Innovator Premium Income 15 Buffer ETF – January
Innovator Premium Income 15 Buffer ETF – April
Innovator Premium Income 15 Buffer ETF – July
Innovator Premium Income 15 Buffer ETF – October
Innovator Defined Wealth Shield ETF
Innovator Hedged TSLA Strategy ETF
Innovator U.S. Equity 5 to 15 Buffer ETF – Quarterly
Innovator U.S. Equity 10 Buffer ETF – Quarterly
Innovator Nasdaq-100 10 Buffer ETF – Quarterly

Innovator U.S. Small Cap 10 Buffer ETF – Quarterly
Innovator International Developed 10 Buffer ETF – Quarterly
Innovator Emerging Markets 10 Buffer ETF – Quarterly
Innovator Growth Accelerated ETF – Quarterly
Innovator U.S. Equity Accelerated ETF – Quarterly
Innovator 20+ Year Treasury Bond 5 Floor ETF – Quarterly
Innovator 20+ Year Treasury Bond 9 Buffer ETF – July
Innovator Equity Defined Protection ETF – 2 Yr to July 2025
Innovator Equity Defined Protection ETF – 2 Yr to January 2026
Innovator Equity Defined Protection ETF – 2 Yr to April 2026
Innovator Equity Defined Protection ETF – 2 Yr to July 2026
Innovator Equity Defined Protection ETF – 1 Yr July
Innovator Equity Defined Protection ETF – 6 Mo Jan/Jul
Innovator Growth Accelerated Plus ETF – January
Innovator Growth Accelerated Plus ETF – April
Innovator Growth Accelerated Plus ETF – July
Innovator Growth Accelerated Plus ETF – October
Innovator U.S. Equity Accelerated 9 Buffer ETF – January
Innovator U.S. Equity Accelerated 9 Buffer ETF – April
Innovator U.S. Equity Accelerated 9 Buffer ETF – July
Innovator U.S. Equity Accelerated 9 Buffer ETF – October
Innovator U.S. Equity Accelerated ETF – January
Innovator U.S. Equity Accelerated ETF – April
Innovator U.S. Equity Accelerated ETF – July
Innovator U.S. Equity Accelerated ETF – October
Innovator U.S. Equity Accelerated Plus ETF – January
Innovator U.S. Equity Accelerated Plus ETF – April
Innovator U.S. Equity Accelerated Plus ETF – July
Innovator U.S. Equity Accelerated Plus ETF – October
Innovator Uncapped Accelerated U.S. Equity ETF
Innovator Buffer Step Up Strategy ETF
Innovator Power Buffer Step Up Strategy ETF

Prospectus

Innovator U.S. Equity Ultra Buffer ETF™ — May

(Cboe BZX — UMay)

February 27, 2024
as supplemented May 1, 2024



Innovator U.S. Equity Ultra Buffer ETF™ — May (the “Fund”) is a series of Innovator ETFs Trust (the “Trust”) and is an actively managed ETF.

-
- The Fund will invest substantially all of its assets in FLEXible EXchange® Options (“FLEX Options”) on the SPDR® S&P 500® ETF Trust (the “Underlying ETF”). FLEX Options are customizable exchange-traded option contracts guaranteed for settlement by the Options Clearing Corporation. The Fund uses FLEX Options to employ a “defined outcome strategy.” Defined outcome strategies seek to produce pre-determined investment outcomes based upon the performance of an underlying security or index. The pre-determined outcomes sought by the Fund, which include the buffer and cap discussed below (“Outcomes”), are based upon the performance of the Underlying ETF’s share price over an approximately one-year period from May 1 through April 30 of the following year (the “Outcome Period”). The current Outcome Period is from May 1, 2024 through April 30, 2025. **The Fund will not terminate after the conclusion of the Outcome Period. After the conclusion of the Outcome Period, another will begin. There is no guarantee that the Outcomes for an Outcome Period will be realized.**
 - The Fund’s strategy has been specifically designed to produce the Outcomes based upon the performance of the Underlying ETF’s share price (or its “price return”) at the conclusion of the Outcome Period. **The Fund will not receive or benefit from any dividend payments made by the Underlying ETF. The Outcomes may only be realized by investors who hold shares of the Fund (“Shares”) at the outset of the Outcome Period and continue to hold them until the conclusion of the Outcome Period. Investors that purchase Shares after the Outcome Period has begun or sell Shares prior to the Outcome Period’s conclusion may experience investment returns that are very different from those that the Fund seeks to provide.**
 - Fund shareholders are subject to an upside return cap (the “Cap”) that represents the maximum percentage return an investor can achieve from an investment in the Fund over the duration of the Outcome Period. The Cap is set on the first day of the Outcome Period and is 15.15% prior to taking into account any fees or expenses charged to shareholders. When the Fund’s annual Fund management fee of 0.79% of the Fund’s average daily net assets is taken into account, the Cap is 14.36%. The Cap will be further reduced by any shareholder transaction fees and any extraordinary expenses incurred by the Fund. The Cap is likely to rise or fall from one Outcome Period to the next. **Please note, if the Outcome Period has begun and the Fund has increased in value to a level near the Cap, an investor purchasing Shares at that price has little or no ability to achieve gains but remains vulnerable to downside risks.**

- The Fund seeks to provide shareholders that hold Shares for the entire Outcome Period with a buffer (the “*Buffer*”) against Underlying ETF losses of between -5% and -35% during the Outcome Period. The Fund’s shareholders will bear the first 5% of Underlying ETF losses and all Underlying ETF losses exceeding 35% on a one-to-one basis. The Buffer is provided prior to taking into account annual Fund management fees, transaction fees and any extraordinary expenses incurred by the Fund. These fees and any expenses will have the effect of reducing the Buffer amount for Fund shareholders for an Outcome Period. When the Fund’s annual management fee equal to 0.79% of the Fund’s daily net assets is taken into account, the net Buffer for an Outcome Period is between 4.21% and 34.21%. **If the Outcome Period has begun and the Fund has decreased in value beyond the pre-determined 5%-35% Buffer, an investor purchasing Shares at that price may not benefit from the Buffer. Similarly, if the Outcome Period has begun and the Fund has increased in value, an investor purchasing Shares at that price may not benefit from the Buffer until the Fund’s value has decreased to its value at the commencement of the Outcome Period. An investment in the Fund is only appropriate for shareholders willing to bear those losses.**
- The Fund’s website, www.innovatoretfs.com/umay, provides important Fund information (including, among other items, Outcome Period start and end dates and information relating to the Cap and Buffer), as well information relating to the potential outcomes of an investment in the Fund on a daily basis. **If you are contemplating purchasing Shares, please visit the Fund’s website. The Fund’s strategy is designed to produce the Outcomes upon the expiration of its FLEX Options investments on the last day of the Outcome Period. It should not be expected that the Outcomes, including the net effect of the Fund’s annual management fee on the Cap and Buffer, will be provided at any point prior to the last day of the Outcome Period. Investors considering purchasing Shares after the Outcome Period has begun or selling Shares prior to the end of the Outcome Period should visit the Fund’s website to fully understand potential investment outcomes.**

Although the Fund seeks to achieve its investment objective, there is no guarantee that it will do so. The returns that the Fund seeks to provide do not include the costs associated with purchasing Shares and certain expenses incurred by the Fund. The Fund has characteristics unlike many other traditional investment products and may not be suitable for all investors.

The Fund lists and principally trades its Shares on the Cboe BZX Exchange, Inc. Market prices may differ to some degree from the net asset value of Shares. Unlike mutual funds, the Fund issues and redeems Shares at net asset value only in large blocks of Shares called “Creation Units.” The Fund is a series of the Trust and is an actively managed exchange-traded fund organized as a separate series of a registered management investment company.

The U.S. Securities and Exchange Commission (“SEC”) has not approved or disapproved these securities or passed upon the accuracy or adequacy of this prospectus. Any representation to the contrary is a criminal offense.

TABLE OF CONTENTS

Summary Information.....	1
Additional Information About the Fund's Principal Investment Strategies	21
Fund Investments	23
Additional Risks of Investing in the Fund	24
Management of the Fund	33
How to Buy and Sell Shares	35
Dividends, Distributions and Taxes.....	36
Distributor	40
Net Asset Value	41
Fund Service Providers	43
Premium/Discount Information	43
Other Investment Companies.....	43
Financial Highlights.....	44

INNOVATOR U.S. EQUITY ULTRA BUFFER ETF™ – MAY

INVESTMENT OBJECTIVE

The Fund seeks to provide investors with returns that match the price return of the SPDR® S&P 500® ETF Trust, up to the upside cap of 15.15% (prior to taking into account management fees and other fees) while providing a buffer against SPDR® S&P 500® ETF Trust losses of between 5% and 35% (prior to taking into account management fees and other fees) over the period from May 1, 2024 to April 30, 2025.

FEES AND EXPENSES OF THE FUND

This table describes the fees and expenses that you may pay if you buy, hold, and sell shares of the Fund (“Shares”). **You may pay other fees, such as brokerage commissions and other fees to financial intermediaries, which are not reflected in the table and example below.**

Annual Fund Operating Expenses (expenses that you pay each year as a percentage of the value of your investment)

Management Fees	0.79%
Distribution and Service (12b-1) Fees	0.00%
Other Expenses	0.00%
Total Annual Fund Operating Expenses	0.79%

EXAMPLE

This example is intended to help you compare the cost of investing in the Fund with the cost of investing in other funds.

This example assumes that you invest \$10,000 in the Fund for the time periods indicated and then sell all of your Shares at the end of those periods. The example also assumes that your investment has a 5% return each year and that the Fund’s operating expenses remain at current levels. This example does not include the brokerage commissions that investors may pay to buy and sell Shares.

	1 Year	3 Years	5 Years	10 Years
Although your actual costs may be higher or lower, your costs, based on these assumptions, would be:	\$81	\$252	\$439	\$978

Portfolio Turnover

The Fund pays transaction costs, such as commissions, when it purchases and sells securities (or “turns over” its portfolio). A higher portfolio turnover will cause the Fund to incur additional transaction costs and may result in higher taxes when Shares are held in a taxable account. These costs, which are not reflected in Total Annual Fund Operating Expenses or in the example, may affect the Fund’s performance. During the fiscal year ended October 31, 2023, the Fund’s portfolio turnover rate was 0% of the average value of its portfolio.

PRINCIPAL INVESTMENT STRATEGIES

General Strategy Description. The Fund invests at least 80% of its net assets in FLEXible EXchange[®] Options (“*FLEX Options*”) that reference the SPDR[®] S&P 500[®] ETF Trust (the “*Underlying ETF*”). FLEX Options are exchange-traded option contracts with uniquely customizable terms. Although guaranteed for settlement by the Options Clearing Corporation (the “*OCC*”), FLEX Options are still subject to counterparty risk with the OCC and may be less liquid than more traditional exchange-traded option contracts. Due to the unique mechanics of the Fund’s strategy, the return an investor can expect to receive from an investment in the Fund has characteristics that are distinct from many other investment vehicles. It is important that an investor understand these characteristics before making an investment in the Fund.

In general, an option contract is an agreement between a buyer and seller that gives the purchaser of the option the right to buy or sell a particular asset at a specified future date at an agreed upon price. The reference asset for all of the Fund’s FLEX Options is the Underlying ETF, an exchange-traded unit investment trust that seeks to provide investment results that, before expenses, correspond generally to the price and yield performance of the S&P 500[®] Index. The Underlying ETF invests in equity securities of companies, including companies with large capitalizations. Through its use of FLEX Options on the Underlying ETF, the Fund has significant exposure to companies in the information technology sector. For more information on the Underlying ETF, please see the section of the prospectus entitled “Additional Information About the Fund’s Principal Investment Strategies.”

The pre-determined outcomes sought by the Fund, which include the buffer and cap discussed below (the “*Outcomes*”), are based upon the performance of the Underlying ETF’s share price over an approximately one-year period from May 1 through April 30 of the following year (the “*Outcome Period*”). The current Outcome Period is from May 1, 2024 through April 30, 2025. Upon conclusion of the Outcome Period, the Fund will receive the cash value of all the FLEX Options it held for the prior Outcome Period. It will then invest in a new series of FLEX Options with an expiration date of approximately one year in the future, and a new Outcome Period will begin. **The Outcomes may only be realized by investors who continuously hold Shares from the commencement of the Outcome Period until its conclusion. Investors who purchase Shares after the Outcome Period has begun or sell Shares prior to the Outcome Period’s conclusion may experience investment returns that are very different from those that the Fund seeks to provide.**

The Fund’s strategy has been specifically designed to produce the Outcomes based upon the performance of the Underlying ETF’s share price (or its “price return”) over the duration of the Outcome Period. **The Fund will not receive or benefit from any dividend payments made by the Underlying ETF. The Fund is not an appropriate investment for income-seeking investors.**

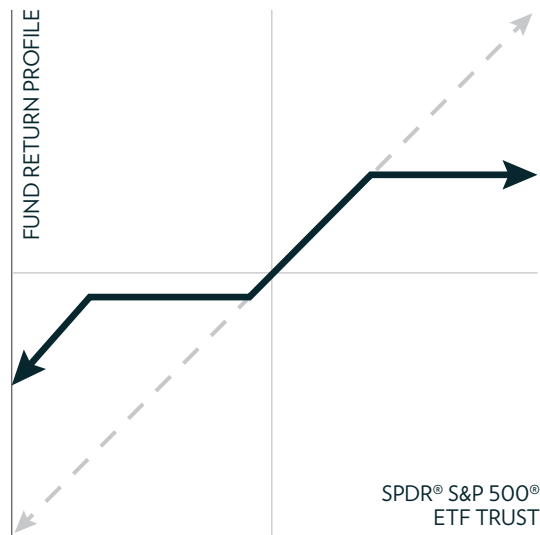
If the Underlying ETF's share price increases over the duration of the Outcome Period, the Fund seeks to provide investors that hold Shares for the entire Outcome Period with an increase in value that approximately matches the percentage increase experienced by the Underlying ETF's share price over the duration of the Outcome Period, up to an upside return cap (the "*Cap*") that represents the maximum percentage return an investor can achieve from an investment in the Fund for the Outcome Period. **Therefore, even though the Fund's returns are based upon the performance of the Underlying ETF's share price, if the Underlying ETF's share price experiences returns for the Outcome Period in excess of the Cap, Fund shareholders will not participate in such excess returns.**

The Cap is based upon prevailing market conditions at the time the Fund enters into the FLEX Options on the first day of the Outcome Period and will be further reduced by any shareholder transaction fees and any extraordinary expenses incurred by the Fund. For the current Outcome Period, the Cap is 15.15% prior to taking into account any fees or expenses charged to shareholders. When the Fund's annual Fund management fee of 0.79% of the Fund's average daily net assets is taken into account, the Cap is 14.36%. The Cap will be further reduced by any shareholder transaction fees and any extraordinary expenses incurred by the Fund. Since the Cap is based upon prevailing market conditions at the beginning of an Outcome Period, the Cap will rise or fall from one Outcome Period to the next.

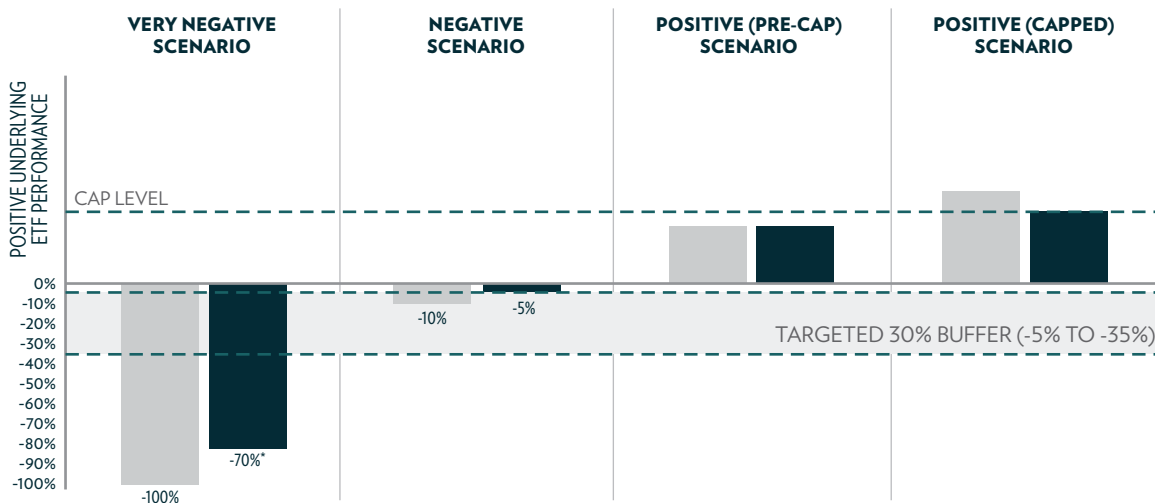
As is discussed in further detail below, it is anticipated that during the Outcome Period the Fund's NAV will not increase or decrease at the same rate as the Underlying ETF's share price. The Fund's NAV is based upon the value of its portfolio, which is primarily composed of FLEX Options. Although the value of the Underlying ETF's share price is a significant component of the value of the Fund's FLEX Options, the time remaining until those FLEX Options expire also affects their value. The Fund's investment sub-adviser, Milliman Financial Risk Management LLC ("*Milliman*" or the "*Sub-Adviser*"), generally anticipates that the Fund's NAV will increase on days when the Underlying ETF's share price increases and will decrease on days when the Underlying ETF's share price decreases, but that the rate of such increase or decrease will be less than that experienced by the Underlying ETF.

The Fund seeks to generate returns that match the Underlying ETF, up to the Cap (discussed in detail below), while limiting downside losses. **The two hypothetical graphical illustrations provided below are designed to illustrate the Outcomes that the Fund seeks to provide for investors who hold Shares for the entirety of the Outcome Period. There is no guarantee that**

the Fund will be successful in its attempt to provide the Outcomes for an Outcome Period. The returns that the Fund seeks to provide do not include the costs associated with purchasing Shares and certain expenses incurred by the Fund.



--- SPDR® S&P 500® ETF Trust
 — Innovator U.S. Equity Ultra Buffer ETF



● SPY ● Innovator U.S. Equity Ultra Buffer ETF

*Please note: this graph is provided merely to illustrate the Outcomes that the Fund seeks to provide based upon the performance of the SPDR® S&P 500® ETF Trust. Shareholders may experience losses greater than 70%, including loss of their entire investment. There is no guarantee that these Outcomes will be achieved over the course of the Outcome Period.

The following table contains **hypothetical** examples designed to illustrate the Outcomes the Fund seeks to provide over an Outcome Period, based upon the performance of the Underlying ETF from -100% to 100%. **The table is provided for illustrative purposes and does not provide every possible performance scenario for Shares over the course of an Outcome Period. There is**

no guarantee that the Fund will be successful in its attempt to provide the Outcomes for an Outcome Period. The table is not intended to predict or project the performance of the FLEX Options or the Fund. Fund shareholders should not take this information as an assurance of the expected performance of the Underlying ETF or return on Shares. The actual overall performance of the Fund will vary with fluctuations in the value of the FLEX Options during the Outcome Period, among other factors. Please refer to the Fund’s website, www.innovatoretfs.com/umay, which provides updated information relating to this table on a daily basis throughout the Outcome Period.

Underlying ETF Performance	(100)%	(50)%	(20)%	(10)%	(5)%	0%	5%	10%	15%	20%	50%	100%
Fund Performance	(70)%	(20)%	(5)%	(5)%	(5)%	0%	5%	10%	15%	15.15%*	15.15%*	15.15%*

* The Cap is set on the first day of the Outcome Period and is 15.15% prior to taking into account any fees or expenses charged to shareholders. When the Fund’s annual Fund management fee of 0.79% of the Fund’s average daily net assets is taken into account, the Cap is 14.36%. The Fund’s annual management fee of 0.79% of the Fund’s average daily net assets, any shareholder transaction fees and any extraordinary expenses incurred by the Fund will have the effect of reducing the Cap and Buffer amounts for Fund shareholders.

Use of FLEX Options. The Outcomes may be achieved by purchasing and selling call and put FLEX Options to create layers within the Fund’s portfolio. The Sub-Adviser has constructed a portfolio principally composed of FLEX Options that reference the Underlying ETF that are each set to expire on the last day of the Outcome Period. The customizable nature of FLEX Options allows the Sub-Adviser to select the share price at which the Underlying ETF will be exercised at the expiration of each FLEX Option. This is commonly known as the “strike price.” At the commencement of the Outcome Period, the Sub-Adviser specifically selects the strike price for each FLEX Option such that when the FLEX Options are exercised on the final day of the Outcome Period, the Outcomes may be obtained, depending on the performance of the Underlying ETF’s share price over the duration of the Outcome Period. The Fund utilizes European style option contracts, which are exercisable only on the expiration date of the option contract.

To achieve these returns, the Fund may purchase and sell a combination of call option contracts and put option contracts. A call option contract gives the buyer of the call option contract the right (but not the obligation) to buy, and the seller of the call option contract (*i.e.*, the “writer”) the obligation to sell, a specified amount of an underlying security at a pre-determined price. A put option contract gives the buyer of the put option contract the right (but not the obligation) to sell, and the writer of the put option contract the obligation to buy (if the option is exercised), a specified amount of an underlying security at a pre-determined price.

The effect of the Fund’s call option contracts is to provide exposure to the increases in the price of the Underlying ETF, subject to the Cap. **The potential investment gains provided by the Fund are subject to the Cap, a maximum investment return level, which is discussed below.** The Fund will not participate in gains that exceed the Cap. Separately, the Fund is designed to deliver on its investment objective to provide returns that are buffered by up to 30% if the Underlying ETF’s share price experiences a loss of greater than 5% during the course of the Outcome Period through its put option contracts. **There is no guarantee that the Fund will be successful in its attempt to provide buffered returns.** The effect created by the Fund’s FLEX Options positions is that if the Underlying ETF’s share price has decreased in value by an amount less than 5% over

the course of the Outcome Period, the Fund seeks to provide a loss that equals the loss experienced by the Underlying ETF, less fees and expenses. Additionally, if the Underlying ETF has decreased in value between 5% and 35% over the course of the Outcome Period, the Fund seeks to provide a loss equal to 5%. Lastly, if the Underlying ETF's share price has decreased in value by greater than 3% over the course of the Outcome Period, the Fund seeks to provide a loss that is 30% less than the loss experienced by the Underlying ETF.

Each of the FLEX Options purchased and sold throughout the Outcome Period are expected to have the same or similar terms (*i.e.*, strike price and expiration) as the corresponding FLEX Options purchased and sold on the first day of the Outcome Period. A detailed explanation regarding the terms of the FLEX Options and the mechanics of the Fund's strategy can be found in "Additional Information Regarding the Fund's Principal Investment Strategies."

The Outcome Period. The Outcomes sought by the Fund are based upon the Fund's NAV at the outset of the Outcome Period. The Outcome Period begins on the day the FLEX Options are entered into and ends on the day they expire. Each FLEX Option's value is ultimately derived from the performance of the Underlying ETF's share price during that time. Because the terms of the FLEX Options don't change, the Cap and Buffer both relate to the Fund's NAV on the first day of the Outcome Period. **A shareholder that purchases Shares after the commencement of the Outcome Period will likely have purchased Shares at a different NAV than the NAV on the first day of the Outcome Period (*i.e.*, the NAV upon which the Outcomes are based) and may experience investment outcomes very different from those sought by the Fund. Since the FLEX Options are exercisable only on the final day of the Outcome Period, a shareholder that sells Shares prior to the end of the Outcome Period may also experience investment outcomes very different from those sought by the Fund. To achieve the Outcomes sought by the Fund for the Outcome Period, an investor must be holding Shares at the time that the Fund enters into the FLEX Options and on the day those FLEX Options expire. There is no guarantee that the Fund will be successful in its attempt to provide the Outcomes.**

The Fund's assets will be principally composed of FLEX Options, the value of which is derived from the performance of the underlying reference asset, the Underlying ETF's share price. However, because a component of an option's value is the number of days remaining until its expiration, during the Outcome Period, the Fund's NAV will not directly correlate on a day-to-day basis with the returns experienced by the Underlying ETF. The Sub-Adviser generally anticipates that the Fund's NAV will increase on days when the Underlying ETF's share price increases and will decrease on days when the Underlying ETF's share price decreases, but that the rate of such increase or decrease will be less than that experienced by the Underlying ETF. Similarly, the amount of time remaining until the end of the Outcome Period also affects the impact of the Buffer on the Fund's NAV, which may not be in full effect prior to the end of the Outcome Period. **The Fund's strategy is designed to produce the Outcomes upon the expiration of the FLEX Options on the last day of the Outcome Period and it should not be expected that the Outcomes will be provided at any point prior to that time.** Taken together, this means that at the midpoint of the Outcome Period, if the Underlying ETF's share price has decreased by 15%, the Fund's NAV can be expected to have decreased in value by more than 5% (because the Buffer is not yet in full effect), but less than 15% (because the Fund's NAV will not correlate one-to-one with the Underlying ETF and the Fund's NAV tends not to participate fully in either Underlying ETF gains or losses).

Cap on Potential Upside Returns. Unlike other investment products, the potential upside returns an investor can receive from an investment in the Fund over the Outcome Period is subject to the Cap. **The Cap represents the maximum percentage return an investor can achieve from an investment in the Fund over the duration of the Outcome Period. Therefore, even though the Fund's returns are based upon the performance of the Underlying ETF's share price, if the Underlying ETF's share price experiences returns for the Outcome Period in excess of the Cap, the Fund will not participate in excess returns.** The Cap is determined on the first day of the Outcome Period and is 15.15% prior to taking into account any fees or expenses charged to shareholders. When the Fund's annual Fund management fee of 0.79% of the Fund's average daily net assets is taken into account, the Cap is 14.36%. The Cap will be further reduced by any shareholder transaction fees and any extraordinary expenses incurred by the Fund. For the purpose of this prospectus, "extraordinary expenses" are non-recurring expenses that may be incurred by the Fund outside of the ordinary course of its business, including, without limitation, costs incurred in connection with any claim, litigation, arbitration, mediation, government investigation or similar proceedings, indemnification expenses and expenses in connection with holding and/or soliciting proxies for a meeting of Fund shareholders. The Cap is also set forth on the Fund's website at www.innovatoretfs.com/umay.

The Cap will change from one Outcome Period to the next based upon prevailing market conditions at the beginning of the Outcome Period. The Cap, and the Fund's position relative to it, should be considered before investing in the Fund. **If an investor is considering purchasing Shares during the Outcome Period, and the Fund has already increased in value to a level near to the Cap, an investor purchasing Shares at that price has limited to no gains available for the remainder of the Outcome Period but remains vulnerable to significant downside risks. There is no guarantee that the Fund will successfully achieve its investment objective.**

The Cap is a result of the design of the Fund's principal investment strategy. In order to provide the Buffer, the Fund enters into a series of FLEX Option contracts. As the purchaser of certain of these FLEX Options, the Fund is obligated to pay a premium to the seller of those FLEX Options. However, the strategy is designed so that any premiums that the Fund is obligated to pay are offset by premiums it receives in connection with the selling of FLEX Options. On the first day of the Outcome Period when the Fund enters into its other FLEX Options positions, the portfolio managers will calculate the amount of premiums that the Fund will owe in order to provide the Buffer and will then go into the market and sell a call FLEX Option with terms that entitle the Fund to receive a premium in an amount equal to the amount that the Fund would otherwise owe. The Cap is the strike price of that sold call FLEX Option. The strike price is determined based upon prevailing market conditions at the time the Fund enters into the FLEX Options, most notably current interest rate levels, volatility in the Underlying ETF's share price, and the relationship of put and calls on the underlying FLEX Options.

Buffer. The ultra Buffer is only operative against Underlying ETF losses of between 5% and 35% for the Outcome Period; **however, there is no guarantee that the Fund will be successful in its attempt to provide buffered returns.** After the Underlying ETF's share price has decreased by more than 35%, the Fund will experience all subsequent losses on a one-to-one basis. The Buffer is provided prior to taking into account annual Fund management fees, transaction fees and any extraordinary expenses incurred by the Fund. These fees and any expenses will have the effect of reducing the Buffer amount for Fund shareholders for an Outcome Period. When the Fund's annual

management fee equal to 0.79% of the Fund's daily net assets is taken into account, the net Buffer for an Outcome Period is between 4.21% and 34.21%. The Fund's strategy is designed to produce the Outcomes upon the expiration of its FLEX Options investments on the last day of the Outcome Period. Therefore, it should not be expected that the Buffer, including the net effect of the Fund's annual management fee on the Buffer, will be provided at any point prior to the last day of the Outcome Period. **If an investor is considering purchasing Shares during the Outcome Period, and the Fund has already decreased in value by an amount equal to or greater than 35%, an investor purchasing Shares at that price will have increased gains available prior to reaching the Cap but may not benefit from the ultra Buffer that the Fund seeks to provide for the remainder of the Outcome Period. Conversely, if an investor is considering purchasing Shares during the Outcome Period, and the Fund has already increased in value, then a shareholder may experience losses prior to gaining the protection offered by the ultra Buffer, which is not guaranteed.** A shareholder that purchases Shares at the beginning of the Outcome Period may lose their entire investment. While the Fund seeks to limit losses to 70% for shareholders who hold Shares for the entire Outcome Period, there is no guarantee it will successfully do so. Depending upon market conditions at the time of purchase, a shareholder that purchases Shares after the Outcome Period has begun may also lose their entire investment. An investment in the Fund is only appropriate for shareholders willing to bear those losses.

Fund Rebalance. The Fund is a continuous investment vehicle. It does not terminate and distribute its assets at the conclusion of each Outcome Period. On the termination date of an Outcome Period, the Sub-Adviser will invest in a new set of FLEX Options and another Outcome Period will commence.

Approximately one week prior to the end of each Outcome Period, the Fund will file a prospectus supplement, which will alert existing shareholders that an Outcome Period is approaching its conclusion and disclose the anticipated ranges for the Cap for the next Outcome Period. Following the close of business on the last day of the Outcome Period, the Fund will file a prospectus supplement that discloses the Fund's final Cap (both gross and net of the unitary management fee) for the next Outcome Period. This information is available on the Fund's website, www.innovatoretfs.com/umay, which also provides information relating to the Outcomes, including the Fund's position relative to the Cap, of an investment in the Fund on a daily basis. Important information relating to the Fund, including information relating to the Cap, is communicated on the Fund's website.

The Fund's website, www.innovatoretfs.com/umay, provides information relating to the Outcomes, including the Fund's position relative to the Cap and Buffer, of an investment in the Fund on a daily basis.

The Fund is classified as "non-diversified" under the Investment Company Act of 1940, as amended (the "1940 Act").

PRINCIPAL RISKS

You could lose money by investing in the Fund. An investment in the Fund is not a deposit of a bank and is not insured or guaranteed by the Federal Deposit Insurance Corporation or any other governmental agency. There can be no assurance that the Fund's investment objectives will be achieved.

Buffered Loss Risk. There can be no guarantee that the Fund will be successful in its strategy to provide buffer protection against Underlying ETF losses if the Underlying ETF's share price decreases by between 5% and 35% over the duration of the Outcome Period. A shareholder may lose their entire investment. The Fund's strategy seeks to deliver returns that match those of the Underlying ETF (up to the Cap), while limiting downside losses, if Shares are held at the time at which the Fund enters into the FLEX Options and held until those FLEX Options expire at the end of the Outcome Period. In the event an investor purchases Shares after the FLEX Options were entered into or sells Shares prior to the expiration of the FLEX Options, the Buffer that the Fund seeks to provide may not be available. The Fund does not provide principal protection or non-principal protection, and an investor may experience significant losses on its investment, including the loss of its entire investment.

Capped Upside Return Risk. The Fund's strategy seeks to provide returns that are subject to the Cap. In the event that the Underlying ETF experiences gains in excess of the Cap for the Outcome Period, the Fund will not participate in, and will underperform the Underlying ETF to the extent of, those gains beyond the Cap. The Fund's strategy seeks to deliver returns that match those of the Underlying ETF (up to the Cap), while limiting downside losses, if Shares are held at the time at which the Fund enters into the FLEX Options and held until those FLEX Options expire at the end of the Outcome Period. In the event an investor purchases Shares after the FLEX Options were entered into, there may be little or no ability for that investor to experience an investment gain on their Shares. Further, because the FLEX Options are designed to produce returns that match the price return of the Underlying ETF (subject to the Cap) on the last day of the Outcome Period, if an investor sells Shares prior to the expiration date of the FLEX Options such investor may sell at a point where the Fund's performance does not match the performance of the Underlying ETF over the Outcome Period, and therefore may sell at a point where the Fund has underperformed the Underlying ETF. The Fund seeks to actively manage its portfolio such that any transaction fees incurred by the Fund in connection with the management of the Fund's assets will not impact the Fund's performance in seeking to provide upside exposure to the Underlying ETF or the Fund's ability to experience returns that match the Cap, to the extent the returns of the Underlying ETF are equal to or greater than the Cap. However, it is not guaranteed that the Fund will be able to successfully manage its assets to contemplate the transaction fees incurred by the Fund to achieve the Outcomes sought by the Fund.

FLEX Options Risk. The Fund will utilize FLEX Options issued and guaranteed for settlement by the OCC. The Fund bears the risk that the OCC will be unable or unwilling to perform its obligations under the FLEX Options contracts. In the unlikely event that the OCC becomes insolvent or is otherwise unable to meet its settlement obligations, the Fund could suffer significant losses. Additionally, FLEX Options may be less liquid than certain other securities, such as standardized options. In less liquid markets for the FLEX Options, the Fund may have difficulty closing out certain FLEX Options positions at desired times and prices. In connection with the creation and redemption of Shares, to the extent market participants are not willing or able to enter into FLEX Option transactions with the Fund at prices that reflect the market price of the Shares, the Fund's net asset value ("*NAV*") and, in turn the share price of the Fund, could be negatively impacted.

The Fund may experience substantial downside from specific FLEX Option positions and certain FLEX Option positions may expire worthless. The FLEX Options held by the Fund are exercisable at the strike price on their expiration date. As a FLEX Option approaches its expiration date,

its value typically increasingly moves with the value of the Underlying ETF. However, prior to such date, the value of the FLEX Options does not increase or decrease at the same rate as the Underlying ETF's share price on a day-to-day basis (although they generally move in the same direction). The value of the FLEX Options held by the Fund will be determined based on market quotations or other recognized pricing methods. The value of the underlying FLEX Options will be affected by, among others, changes in the Underlying ETF's share price, changes in interest rates, changes in the actual and implied volatility of the Underlying ETF and the remaining time to until the FLEX Options expire.

Option Contracts Risk. The use of option contracts involves investment strategies and risks different from those associated with ordinary portfolio securities transactions. The prices of option contracts are volatile and are influenced by, among other things, actual and anticipated changes in the value of the underlying instrument, changes in interest or currency exchange rates, including the anticipated volatility, which are affected by fiscal and monetary policies and by national and international political, changes in the actual or implied volatility or the reference asset, the time remaining until the expiration of the option contract and economic events. There may at times be an imperfect correlation between the movement in values option contracts and the reference asset, and there may at times not be a liquid secondary market for certain option contracts. The Fund has taken the necessary steps to comply with the requirements of Rule 18f-4 under the 1940 Act ("*Rule 18f-4*") in its usage of FLEX Options. The Fund has adopted and implements a derivatives risk management program that contains policies and procedures reasonably designed to manage the Fund's derivatives risks, has appointed a derivatives risk manager who is responsible for administrating the derivatives risk management program, complies with outer limitations on risks relating to its derivatives transactions and carries out enhanced reporting to the Board, the SEC and the public regarding its derivatives activities. To the extent the Fund is noncompliant with Rule 18f-4, the Fund may be required to adjust its investment portfolio which may, in turn, negatively impact the Fund's ability to deliver the sought-after Outcomes.

Clearing Member Default Risk. Transactions in some types of derivatives, including FLEX Options, are required to be centrally cleared ("*cleared derivatives*"). In a transaction involving cleared derivatives, the Fund's counterparty is a clearing house, such as the OCC, rather than a bank or broker. Since the Fund is not a member of clearing houses and only members of a clearing house ("*clearing members*") can participate directly in the clearing house, the Fund will hold cleared derivatives through accounts at clearing members. In cleared derivatives positions, the Fund will make payments (including margin payments) to, and receive payments from, a clearing house through their accounts at clearing members. Customer funds held at a clearing organization in connection with any option contracts are held in a commingled omnibus account and are not identified to the name of the clearing member's individual customers. As a result, assets deposited by the Fund with any clearing member as margin for its FLEX Options may, in certain circumstances, be used to satisfy losses of other clients of the Fund's clearing member. In addition, although clearing members guarantee performance of their clients' obligations to the clearing house, there is a risk that the assets of the Fund might not be fully protected in the event of the clearing member's bankruptcy. The Fund is also subject to the risk that a limited number of clearing members are willing to transact on the Fund's behalf, which heightens the risks associated with a clearing member's default. If a clearing member defaults the Fund could lose some or all of the benefits of a transaction entered into by the Fund with the clearing

member. The loss of a clearing member for the Fund to transact with could result in increased transaction costs and other operational issues that could impede the Fund's ability to implement its investment strategy. If the Fund cannot find a clearing member to transact with on the Fund's behalf, the Fund may be unable to effectively implement its investment strategy.

Counterparty Risk. Counterparty risk is the risk an issuer, guarantor or counterparty of a security in the Fund is unable or unwilling to meet its obligation on the security. Counterparty risk may arise because of the counterparty's financial condition, market activities, or for other reasons. The Fund may be unable to recover its investment from the counterparty or may obtain a limited and/or delayed recovery. The OCC acts as guarantor and central counterparty with respect to the FLEX Options. As a result, the ability of the Fund to meet its objective depends on the OCC being able to meet its obligations. In the event an OCC clearing member that is a counterparty of the Fund were to become insolvent, the Fund may have some or all of its FLEX Options closed without its consent or may experience delays or other difficulties in attempting to close or exercise its affected FLEX Options positions, both of which would impair the Fund's ability to deliver on its investment strategy. The OCC's rules and procedures are designed to facilitate the prompt settlement of options transactions and exercises, including for clearing member insolvencies. However, there is the risk that the OCC and its backup system will fail if clearing member insolvencies are substantial or widespread. In the unlikely event that the OCC becomes insolvent or is otherwise unable to meet its settlement obligations, the Fund could suffer significant losses.

Outcome Period Risk. The Fund's investment strategy is designed to deliver returns that match those of the Underlying ETF's share price if Shares are held from the time the Fund enters into the FLEX Options and held until those FLEX Options expire at the end of the Outcome Period. In the event an investor purchases Shares after the FLEX Options were entered into or sells Shares prior to the expiration of the FLEX Options, the returns realized by the investor will not match those that the Fund seeks to provide.

Upside Participation Risk. There can be no guarantee that the Fund will be successful in its strategy to provide shareholders with a total return that matches the increases in the price of the Underlying ETF over the Outcome Period, subject to a maximum return imposed by the Cap. In the event an investor purchases Shares after the FLEX Options were entered into or does not stay invested in the Fund for the entirety of the Outcome Period, the returns realized by such investor may not match those that the Fund seeks to achieve.

Cap Change Risk. A new Cap is established at the beginning of each Outcome Period and is dependent on prevailing market conditions at the time the Cap is established. As such, the Cap may rise or fall from one Outcome Period to the next and is unlikely to remain the same for consecutive Outcome Periods.

Underlying ETF Risk. Because the value of the FLEX Options held by the Fund are based on the value of the Underlying ETF, the Fund's investment performance largely depends on the investment performance and associated risks of the Underlying ETF. The Underlying ETF is subject to many of the same structural risks as the Fund that are described in more detail herein, such as Authorized Participant Concentration Risk, Fluctuation of Net Asset Value Risk, Market Maker Risk, Market Risk, Operational Risk and Trading Issues Risk. However, the risks of investing in an

ETF also include the risks associated with the underlying investments held by the ETF. As such, the Fund may be subject to the following risks as a result of its exposure to the Underlying ETF through its usage of FLEX Options:

Equity Securities Risk. The Underlying ETF invests in equity securities, and therefore the Fund has exposure to the equity securities markets due to its investment in FLEX Options that reference the Underlying ETF. Equity securities may decline in value because of declines in the price of a particular holding or the broad stock market. Such declines may relate directly to the issuer of a security or broader economic or market events, including changes in interest rates. The value of shares will fluctuate with changes in the value of the equity securities the Underlying ETF invests in.

Information Technology Companies Risk. The Underlying ETF invests significantly in information technology companies, which results in the Fund having significant exposure to such companies through its exposure to the Underlying ETF by virtue of its usage of FLEX Options. Information technology companies face intense competition, both domestically and internationally, which may have an adverse effect on profit margins. Like other technology companies, information technology companies may have limited product lines, markets, financial resources or personnel. The products of information technology companies may face obsolescence due to rapid technological developments, frequent new product introduction, unpredictable changes in growth rates and competition for the services of qualified personnel. Companies in the information technology sector are heavily dependent on patent and intellectual property rights. The loss or impairment of these rights may adversely affect the profitability of these companies. Information technology companies are facing increased government and regulatory scrutiny and may be subject to adverse government or regulatory action.

Large Capitalization Companies Risk. The Underlying ETF invests in the securities of large capitalization companies, which results in the Fund having significant exposure to such companies through its exposure to the Underlying ETF by virtue of its usage of FLEX Options. Large capitalization companies may grow at a slower rate and be less able to adapt to changing market conditions than smaller capitalization companies. Thus, the return on investment in securities of large capitalization companies may be less than the return on investment in securities of small and/or mid capitalization companies. The performance of large capitalization companies also tends to trail the overall market during different market cycles.

Correlation Risk. The FLEX Options held by the Fund will be exercisable at the strike price only on their expiration date. As a FLEX Option approaches its expiration date, its value typically will increasingly move with the value of the Underlying ETF. However, prior to the expiration date, the value of the FLEX Options may vary prior to the expiration date because of related factors other than the value of the Underlying ETF. The value of the FLEX Options will be determined based upon market quotations or using other recognized pricing methods. Factors that may influence the value of the FLEX Options include interest rate changes and implied volatility levels of the Underlying ETF, among others. The value of the FLEX Options held by the Fund typically do not increase or decrease at the same level as the Underlying ETF's share price on a day-to-day basis due to these factors (although they generally move in the same direction).

Authorized Participant Concentration Risk. Only an authorized participant may engage in creation or redemption transactions directly with the Fund. The Fund has a limited number of institutions that may act as authorized participants on an agency basis (*i.e.*, on behalf of other market participants). To the extent that authorized participants exit the business or are unable to proceed with orders for the issuance or redemption of Creation Units and no other authorized participant is able to step forward to fulfill the order, Shares may be more likely to trade at a premium or discount to NAV and possibly face trading halts and/or delisting, and the bid/ask spread (the difference between the price that someone is willing to pay for Shares at a specific point in time versus the price at which someone is willing to sell) on Shares may widen.

Cash Transactions Risk. The Fund may effectuate all or a portion of the issuance and redemption of Creation Units for cash, rather than in-kind securities. As a result, an investment in the Fund may be less tax-efficient than an investment in an ETF that effectuates its Creation Units only on an in-kind basis. ETFs are able to make in-kind redemptions to avoid being taxed on gains on the distributed portfolio securities at the fund level. A fund that effects redemptions for cash may be required to sell portfolio securities in order to obtain the cash needed to distribute redemption proceeds and may be forced to recognize gains. The Fund intends to distribute gains that arise by virtue of the issuance and redemption of Creation Units being effectuated in cash to shareholders to avoid being taxed on this gain at the fund level and otherwise comply with special tax rules that apply to it. This may cause shareholders to be subject to tax on gains they would not otherwise be subject to, or at an earlier date than if they had made an investment in another ETF. Moreover, cash transactions may have to be carried out over several days if the securities market is relatively illiquid and may involve considerable brokerage fees and taxes. These brokerage fees and taxes, which will be higher than if the Fund sold and redeemed its shares principally in-kind, will be passed on to those purchasing and redeeming Creation Units in the form of creation and redemption transaction fees. The Fund's use of cash for creations and redemptions could also result in dilution to the Fund and increased transaction costs, which could negatively impact the Fund's ability to achieve its investment objective.

Cyber Security Risk. As the use of Internet technology has become more prevalent in the course of business, the investment industry has become more susceptible to potential operational risks through breaches in cyber security. A breach in cyber security refers to both intentional and unintentional events that may cause the Fund to lose proprietary information, suffer data corruption or lose operational capacity. Such events could cause the Fund to incur regulatory penalties, reputational damage, additional compliance costs associated with corrective measures and/or financial loss. Cyber security breaches may involve unauthorized access to the Fund's digital information systems through "hacking" or malicious software coding, but may also result from outside attacks such as denial-of-service attacks through efforts to make network services unavailable to intended users. In addition, cyber security breaches of the Fund's third-party service providers, such as its administrator, transfer agent, or custodian can also subject the Fund to many of the same risks associated with direct cyber security breaches. The Fund has established risk management systems designed to reduce the risks associated with cyber security. However, there is no guarantee that such efforts will succeed, especially because the Fund does not directly control the cyber security systems of issuers or third-party service providers.

Investment Objective Risk. Certain circumstances under which the Fund might not achieve its objective include, but are not limited, to (i) if the Fund disposes of FLEX Options, (ii) if the Fund is unable to maintain the proportional relationship based on the number of FLEX Options in the Fund's portfolio, (iii) a significant accrual of Fund expenses in connection with effecting the Fund's principal investment strategy or (iv) adverse tax law changes affecting the treatment of FLEX Options.

Liquidity Risk. In the event that trading in the underlying FLEX Options is limited or absent, the value of the Fund's FLEX Options may decrease. There is no guarantee that a liquid secondary trading market will exist for the FLEX Options. The trading in FLEX Options may be less deep and liquid than the market for certain other securities, including certain non-customized option contracts. In a less liquid market for the FLEX Options, terminating the FLEX Options may require the payment of a premium or acceptance of a discounted price and may take longer to complete. Additionally, the liquidation of a large number of FLEX Options may more significantly impact the price in a less liquid market. Further, the Fund requires a sufficient number of participants to facilitate the purchase and sale of options on an exchange to provide liquidity to the Fund for its FLEX Option positions. A less liquid trading market may adversely impact the value of the FLEX Options and the value of your investment.

Management Risk. The Fund is subject to management risk because it is an actively managed portfolio. The Sub-Adviser applies investment techniques and risk analyses in making investment decisions for the Fund, but there can be no guarantee that the Fund will meet its investment objective.

Market Maker Risk. If the Fund has lower average daily trading volumes, it may rely on a small number of third-party market makers to provide a market for the purchase and sale of Shares. Any trading halt or other problem relating to the trading activity of these market makers could result in a dramatic change in the spread between the Fund's NAV and the price at which the Shares are trading on the Exchange, which could result in a decrease in the market price of the Shares. In addition, decisions by market makers or authorized participants to reduce their role or step away from these activities in times of market stress could inhibit the effectiveness of the arbitrage process in maintaining the relationship between the underlying values of the Fund's portfolio securities and the Fund's market price. This reduced effectiveness could result in Shares trading at a discount to NAV and in greater than normal intra-day bid-ask spreads for Shares.

Market Risk. The Fund could lose money over short periods due to short-term market movements and over longer periods during more prolonged market downturns. Assets may decline in value due to factors affecting financial markets generally or particular asset classes or industries represented in the markets. The value of FLEX Options or other assets may also decline due to general market conditions, economic trends or events that are not specifically related to the issuer of the security or other asset, or due to factors that affect a particular issuer or issuers, country, group of countries, region, market, industry, group of industries, sector or asset class. During a general market downturn, multiple asset classes may be negatively affected. Changes in market conditions and interest rates will not have the same impact on all types of securities. Securities, including the Shares, are subject to market fluctuations and liquidity constraints that may be caused by such factors as economic, political, or regulatory developments, changes in interest rates, and/or perceived trends in securities prices. Shares of the Fund could decline in value or underperform

other investments. The value of Shares may also decline as a result of market conditions. Factors such as inflation, changes in interest rates, changes in regulatory requirements, bank failures, political climate deterioration or developments, armed conflicts, natural disasters or future health crises, may negatively impact market conditions, and cause a decrease in the value of Shares. Other unexpected political, regulatory and diplomatic events within the U.S. and abroad may affect investor and consumer confidence and may adversely impact financial markets and the broader economy. These events, and any other future events, may adversely affect the prices and liquidity of the Fund's portfolio investments and could result in disruptions in the trading markets.

Non-Diversification Risk. The Fund is classified as “non-diversified” under the 1940 Act. As a result, the Fund is only limited as to the percentage of its assets which may be invested in the securities of any one issuer by the diversification requirements imposed by the Internal Revenue Code of 1986, as amended (the “Code”). The Fund may invest a relatively high percentage of its assets in a limited number of issuers. As a result, the Fund may be more susceptible to a single adverse economic or regulatory occurrence affecting one or more of these issuers, experience increased volatility and be highly invested in certain issuers.

Operational Risk. The Fund is exposed to operational risks arising from a number of factors, including, but not limited to, human error in the calculation of the Cap, processing and communication errors, errors of the Fund's service providers, counterparties or other third-parties, failed or inadequate processes and technology or systems failures. The Fund and its Adviser and Sub-Adviser seek to reduce these operational risks through controls and procedures. However, these measures do not address every possible risk and may be inadequate to address these risks.

Premium/Discount Risk. Shares trade on the Exchange at market prices rather than their NAV. The market price of Shares generally corresponds to movements in the Fund's NAV as well as the relative supply and demand for Shares on the Exchange. The market price may be at, above (a premium) or below (a discount) the Fund's NAV. Differences in market prices of Shares and the NAV per Share may be due, in large part, to the fact that supply and demand forces at work in the secondary trading market for Shares will be closely related to, but not identical to, the same forces influencing the prices of the Fund's holdings trading individually or in the aggregate at any point in time. These differences can be especially pronounced during times of market volatility or stress. During these periods, the demand for Shares may decrease considerably and cause the market price of Shares to deviate, and in some cases deviate significantly, from the Fund's NAV and the bid/ask spread on Shares may widen.

Tax Risk. The Fund intends to elect and to qualify each year to be treated as a regulated investment company (“RIC”) under Subchapter M of the Code. However, the federal income tax treatment of certain aspects of the proposed operations of the Fund are not entirely clear. This includes the tax aspects of the Fund's options strategy, its hedging strategy, the possible application of the “straddle” rules, and various loss limitation provisions of the Code. If, in any year, the Fund fails to qualify as a RIC under the applicable tax laws, the Fund would be taxed as an ordinary corporation. The Fund intends to treat any income it may derive from the FLEX Options as “qualifying income” under the provisions of the Code applicable to RICs. In addition, based upon language in the legislative history, the Fund intends to treat the issuer of the FLEX Options as the referenced asset, which, assuming the referenced asset qualifies as a RIC, would allow the Fund to qualify for

special rules in the RIC diversification requirements. If the income is not qualifying income or the issuer of the FLEX Options is not appropriately the referenced asset, the Fund could lose its own status as a RIC. The FLEX Options included in the portfolio are exchange-traded options. Under Section 1256 of the Code, certain types of exchange-traded options are treated as if they were sold (*i.e.*, “marked to market”) at the end of each year. The Fund does not believe that the positions held by the Fund will be subject to Section 1256, which means that the positions will not be marked to market. In the event that a shareholder purchases Shares of the Fund shortly before a distribution by the Fund, the entire distribution may be taxable to the shareholder even though a portion of the distribution effectively represents a return of the purchase price.

Trading Issues Risk. Although Shares are listed for trading on the Exchange, there can be no assurance that an active trading market for Shares will develop or be maintained. Trading in Shares on the Exchange may be halted due to market conditions or for reasons that, in the view of the Exchange, make trading in Shares inadvisable. In addition, trading in Shares on the Exchange is subject to trading halts caused by extraordinary market volatility pursuant to the Exchange “circuit breaker” rules. Market makers are under no obligation to make a market in the Shares, and authorized participants are not obligated to submit purchase or redemption orders for Creation Units. There can be no assurance that the requirements of the Exchange necessary to maintain the listing of the Fund will continue to be met or will remain unchanged.

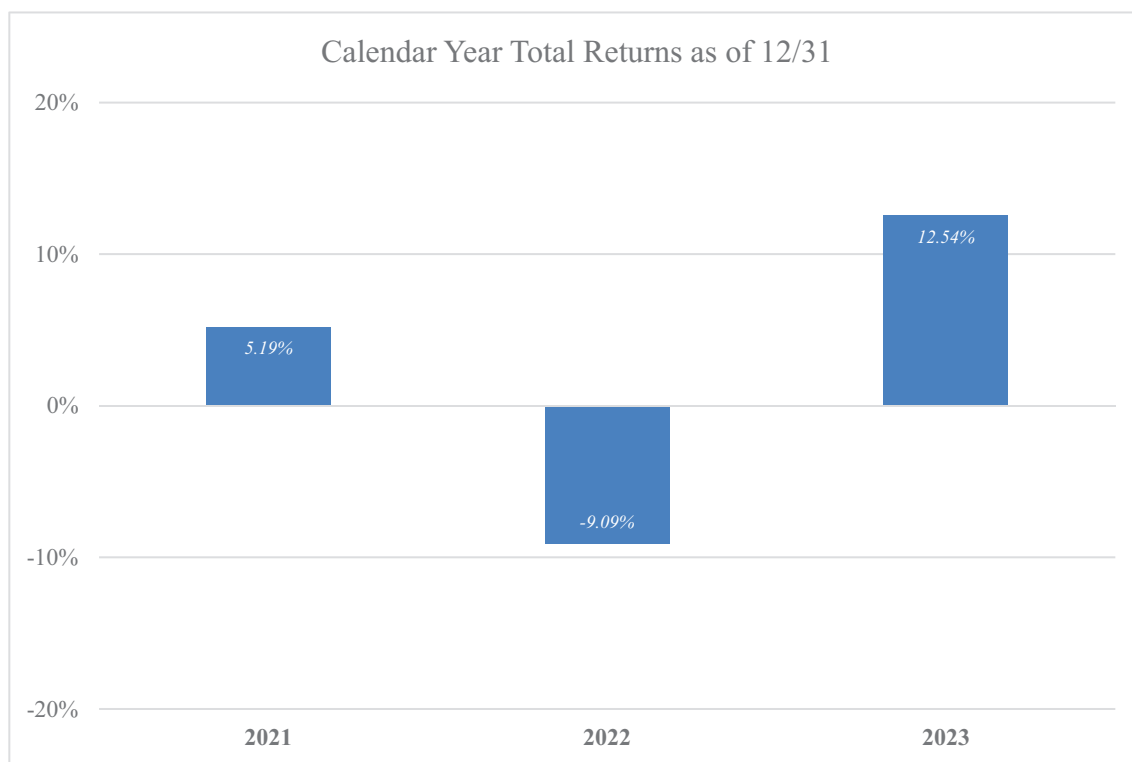
Valuation Risk. During periods of reduced market liquidity or in the absence of readily available market quotations for the holdings of the Fund, the valuation of the Fund’s FLEX Options will become more difficult. In market environments where there is reduced availability of reliable objective pricing data, the judgment of the Fund’s investment adviser in determining the fair value of the security may play a greater role. While such determinations may be made in good faith, it may nevertheless be more difficult for the Fund to accurately assign a daily value.

The Shares will change in value, and you could lose money by investing in the Fund. The Fund may not achieve its investment objective.

PERFORMANCE

The bar chart and table below illustrate the annual calendar year returns of the Fund based on NAV as well as the average annual Fund returns. The bar chart and table provide an indication of the risks of investing in the Fund by showing changes in the Fund’s performance from year-to-year and by showing how the Fund’s average annual total returns based on NAV compare to those of two broad-based market indices: the S&P 500 Total Return Index and the S&P 500 Price Index. Both indices have the same constituents in the same weights. However, the S&P 500 Total Return Index assumes that any dividends paid out by index constituents have been reinvested in the index and the S&P 500 Price Return Index, which measures only the price movements of index constituents, does not. Although the Outcomes the Fund seeks to provide are based upon the price performance of the Underlying ETF, the returns of the S&P 500 Total Return Index have been provided in accordance with the requirements of Form N-1A of the 1940 Act. On May 1, 2021, the Fund ceased to invest in FLEX Options on the S&P 500[®] Price Return Index, and instead began investing in FLEX Options on the SPDR[®] S&P 500[®] ETF Trust. Therefore, the Fund’s performance and historical returns for

the periods prior to May 1, 2021 are not necessarily indicative of the performance that the Fund, based on its current investments, would have generated. The Fund's performance information is accessible on the Fund's website at www.innovatoretfs.com.



The Fund's highest quarterly return was 6.38% (quarter ended December 31, 2023) and the Fund's lowest quarterly return was (9.33)% (quarter ended June 30, 2022).

Average Annual Total Return as of December 31, 2023		
	1 Year	Since Inception (4/30/2020)
Innovator U.S. Equity Ultra Buffer ETF™ – May		
Return Before Taxes	12.54%	3.82%
Return After Taxes on Distributions	12.54%	3.82%
Return After Taxes on Distributions and Sale of Fund Shares	7.42%	2.95%
S&P 500® Total Return Index (reflects no deduction for fees, expenses or taxes)	26.29%	16.24%
S&P 500® Price Return Index (reflects no deduction for fees, expenses or taxes)	24.23%	14.38%

The Fund's past performance (before and after taxes) is not necessarily an indication of how the Fund will perform in the future.

Returns before taxes do not reflect the effects of any income or capital gains taxes. All after-tax returns are calculated using the historical highest individual federal marginal income taxes and do not reflect the impact of any state or local tax. Returns after taxes on distributions reflect the taxed return on the payment of dividends and capital gains.

Your own actual after-tax returns will depend on your specific tax situation and may differ from what is shown here. After-tax returns are not relevant to investors who hold Shares in tax-deferred accounts such as individual retirement accounts (IRAs) or employee-sponsored retirement plans.

MANAGEMENT

Investment Adviser

Innovator Capital Management, LLC (“*Innovator*” or the “*Adviser*”)

Investment Sub-Adviser

Milliman Financial Risk Management LLC

Portfolio Managers

The following persons serve as portfolio managers of the Fund.

- Robert T. Cummings – Principal, Senior Director, Head of Portfolio Management at Milliman
- Yin Bhuyan – ETF Portfolio Manager at Milliman

Each of the portfolio managers is primarily and jointly responsible for the day-to-day management of the Fund. Mr. Cummings has served in this capacity since the Fund’s inception in April 2020. Ms. Bhuyan has served in this capacity since March 2021.

PURCHASE AND SALE OF SHARES

The Fund issues and redeems Shares at NAV only with authorized participants that have entered into agreements with the Fund’s distributor and only in Creation Units or multiples thereof (“*Creation Unit Aggregations*”), in exchange for cash. Except when aggregated in Creation Units, the Shares are not redeemable securities of the Fund.

Individual Shares may only be bought and sold in the secondary market (*i.e.*, on a national securities exchange) through a broker or dealer at a market price. Because the Shares trade at market prices rather than NAV, Shares may trade at a price greater than NAV (at a premium), at NAV, or less than NAV (at a discount). An investor may incur costs attributable to the difference between the highest price a buyer is willing to pay to purchase Shares (bid) and the lowest price a seller is willing to accept for Shares (ask) when buying or selling shares in the secondary market (the “*bid-ask spread*”).

Recent information, including information on the Fund’s NAV, market price, premiums and discounts, and bid-ask spreads, is available online at www.innovatoretfs.com.

TAX INFORMATION

The Fund's distributions will generally be taxable as ordinary income, returns of capital or capital gains. A sale of Shares may result in capital gain or loss.

PAYMENTS TO BROKER-DEALERS AND OTHER FINANCIAL INTERMEDIARIES

If you purchase Shares through a broker-dealer or other financial intermediary (such as a bank), Innovator and Foreside Fund Services, LLC, the Fund's distributor (the "*Distributor*"), may pay the intermediary for the sale of Shares and related services. These payments may create a conflict of interest by influencing the broker-dealer or other intermediary and your salesperson to recommend the Fund over another investment. Ask your salesperson or visit your financial intermediary's website for more information.

Investor Suitability Considerations

You should only consider this investment if:

- you fully understand the risks inherent in an investment in Shares;
- you desire to invest in a product with a return that depends upon the performance of the Underlying ETF's share price over the Outcome Period;
- you are willing to hold Shares for the duration of the Outcome Period in order to achieve the outcomes that the Fund seeks to provide;
- you fully understand that investments made when the Fund is at or near to the Cap may have limited to no upside;
- you seek the protection of a 30% Buffer on Underlying ETF losses for an investment held for the duration of the entire Outcome Period and understand that there is no guarantee that the Fund will be successful in its attempt to provide protection through the Buffer;
- you understand that the 30% Buffer is provided prior to taking into account annual Fund management fees, shareholder transaction fees and any extraordinary expenses incurred by the Fund. After taking into account the annual Fund management fee, the net Buffer is provided for losses between - 4.21% and -34.21%;
- you are willing to forgo any gains in excess of the Cap;
- you understand that the Cap will be reduced by annual Fund management fees, shareholder transaction fees and any extraordinary expenses incurred by the Fund;
- you understand that the Fund's investments do not provide for dividends to the Fund;
- you fully understand that investments made after the Outcome Period has begun may not fully benefit from the Buffer;
- you are willing to accept the risk of losing your entire investment; and
- you have visited the Fund's website and understand the investment outcomes available to you based upon the time of your purchase.

You should not consider this investment if:

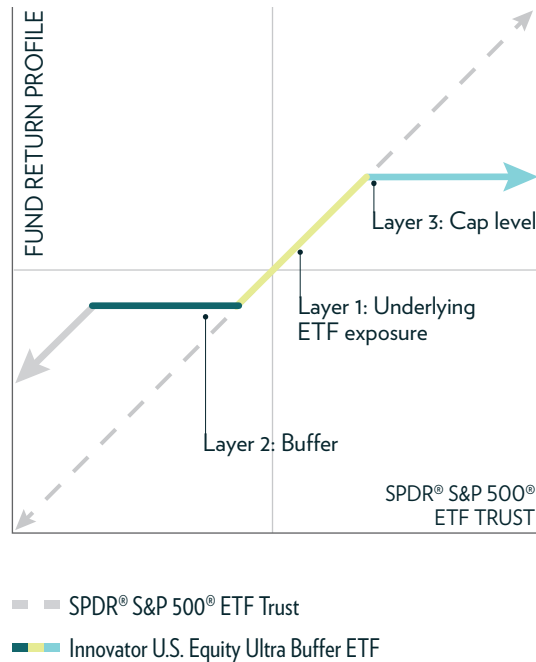
- you do not fully understand the risks inherent in an investment in Shares;
- you do not desire to invest in a product with a return that depends upon the performance of the Underlying ETF's share price over the Outcome Period;
- you are unwilling to hold Shares for the duration of the Outcome Period in order to achieve the outcomes that the Fund seeks to provide;
- you do not fully understand that investments made when the Fund is at or near to the Cap may have limited to no upside;
- you seek an investment that provides total protection against Underlying ETF losses for an investment held for the duration of an Outcome Period and understand that any protection provided by the Buffer is not guaranteed;
- you do not understand that the Buffer is provided prior to taking into account annual Fund management fees, shareholder transaction fees and any extraordinary expenses incurred by the Fund;
- you are unwilling to forgo any gains in excess of the Cap;
- you do not understand that the Cap will be reduced by annual Fund management fees, shareholder transaction fees and any extraordinary expenses incurred by the Fund;
- you do not fully understand that the Fund's investments do not provide for dividends to the Fund;
- you do not fully understand that investments made after the Outcome Period has begun may not fully benefit from the Buffer;
- you are unwilling to accept the risk of losing your entire investment; and
- you have not visited the Fund's website and do not understand the investment outcomes available to you based upon the timing of your purchase.

Additional Information About the Fund's Principal Investment Strategies

The Fund's principal investment strategy seeks to produce the Outcomes based upon the performance of the Underlying ETF. If the Underlying ETF's share price increases in value over the duration of the Outcome Period, the Fund seeks to provide Fund shareholders that hold Shares for the entire Outcome Period with an increase in value that approximately matches the increase experienced by the Underlying ETF, subject to the Cap. If the Underlying ETF's share price decreases in value over the duration of the Outcome Period, the Fund seeks to provide Fund shareholders that hold Shares for the entire Outcome Period with a Buffer against Underlying ETF losses of between 5% and 35%. All investment gains are subject to the Cap. Both the Cap and the Buffer are provided prior to taking into account annual Fund management fees equal to 0.79% of the Fund's daily net assets, transaction fees and any extraordinary expenses incurred by the Fund. Such expenses will reduce the Cap. The Fund's annual management fee of 0.79% of the Fund's average daily net assets, any shareholder transaction fees and any extraordinary expenses incurred by the Fund will have the effect of reducing the Buffer amount for Fund shareholders. **There is no guarantee that the Fund will be successful in its attempt to provide buffered returns.**

The Underlying ETF is an exchange-traded unit investment trust that uses a full replication strategy, meaning it invests entirely in the S&P 500[®] Index. The investment objective of the Underlying ETF is to seek to provide investment results that, before expenses, correspond generally to the price and yield performance of the S&P 500[®] Index, which includes five hundred (500) selected companies, all of which are listed on national stock exchanges and spans over 24 separate industry groups.

In general, an option contract is an agreement between a buyer and seller that gives the purchaser of the option the right to buy or sell a particular asset at a specified future date at an agreed upon price (commonly known as the "strike price"). The Fund utilizes FLEX Options to implement its investment strategies. FLEX Options are exchange-traded option contracts with uniquely customizable terms. Each FLEX Option contract that the Fund enters into references the Underlying ETF and expires on the last day of the Outcome Period. The FLEX Options, however, have varying strike prices. The layering of these FLEX Options with varying strike prices provides the mechanism for producing the Fund's desired outcomes.



- The purchased call FLEX Option provides the Fund’s upside participation that matches that of the Underlying ETF’s share price. At the expiration date, these FLEX Options realize a value equal to that of the Underlying ETF’s share price.
- Taken together, the purchase and sale of put FLEX Options produces the 30% “ultra Buffer” from -5% to -35%. The sold put FLEX Option contract provides downside exposure to the returns of the Underlying ETF’s share price starting at the strike price of the sold put FLEX Option. The Fund’s purchased put FLEX Option contract enables the Fund to profit from decreases in the Underlying ETF’s share price. These FLEX Option contracts utilize differing strike prices, the combination of which produces the Fund’s 30% ultra Buffer of losses from -5% to -35%.
- To help pay for the FLEX Options that provide upside exposure to the Underlying ETF and the Buffer, the Fund sells a call FLEX Option that results in the Cap. The Cap level is chosen so that the combined net purchase prices in all of the Fund’s FLEX Option positions is approximately equal to the Fund’s NAV. The Cap is the strike price of the sold call FLEX Option and effectively trades away the Fund’s ability to participate in upside price return gains of the Underlying ETF that exceed the strike price of the sold call FLEX Option.
- The combination of all of the FLEX Options creates a maximum growth opportunity equal to the return experienced by the Underlying ETF at expiration, not to exceed the Cap, while providing a Buffer from losses of between 5% and 35% before fees and expenses.

As described on the cover of this prospectus, in “Principal Investment Strategies” and in “Principal Risks,” there are risks associated with an investment in the Fund and there is no guarantee the Fund achieve the Outcomes it seeks to provide. The Fund’s unique characteristics (*i.e.*, the imperative of holding Shares for the entire Outcome Period, the Cap and Buffer) distinguish it from other investment products and may make it an unsuitable some investors. To help decide whether an investment in the Fund is appropriate based upon individual circumstances, please see “Investor Suitability Considerations.”

The Fund’s investment objective is considered non-fundamental and may be changed by the Board without shareholder approval. Additionally, the Fund may liquidate and terminate at any time without shareholder approval.

Fund Investments

Principal Investments

FLEX OPTIONS

FLEX Options are customized option contracts that trade on an exchange but provide investors with the ability to customize key contract terms like strike price, style and expiration date while achieving price discovery in competitive, transparent auctions markets and avoiding the counterparty exposure of over-the-counter options positions. Like traditional exchange-traded options, FLEX Options are guaranteed for settlement by the OCC, a market clearinghouse that guarantees performance by counterparties to certain derivatives contracts.

The FLEX Options in which the Fund will invest are all European style option contracts (option contracts that are exercisable only on the expiration date). The FLEX Options are listed on the Chicago Board Options Exchange.

The Fund will purchase and sell call and put FLEX Options. In general, put options give the holder (*i.e.*, the buyer) the right to sell an asset (or deliver the cash value of the asset, in case of certain put options) and the seller (*i.e.*, the writer) of the put has the obligation to buy the asset (or receive cash value of the asset, in case of certain put options) at a certain defined price. Call options give the holder (*i.e.*, the buyer) the right to buy an asset (or receive cash value of the asset, in case of certain call options) and the seller (*i.e.*, the writer) the obligation to sell the asset (or deliver cash value of the asset, in case of certain call options) at a certain defined price.

The Fund will use the market value of its derivatives holdings for the purpose of determining compliance with the 1940 Act and the rules promulgated thereunder. Since the FLEX Options held by the Fund are exchange-traded, these will be valued on a mark-to-market basis. In the event market prices are not available, the Fund will use fair value pricing pursuant to the fair value procedures adopted by Innovator as the “Valuation Designee” pursuant to Rule 2a-5 of the 1940 Act (“*Rule 2a-5*”) and approved by, and subject to the oversight of, the Board. The Fund will enter into FLEX Options contracts in accordance with Rule 18f-4 under the 1940 Act, which requires the Fund to implement certain policies and procedures designed to manage its derivatives risks, dependent upon the Fund’s level of exposure to derivative instruments.

DISCLOSURE OF PORTFOLIO HOLDINGS

A description of the Trust's policies and procedures with respect to the disclosure of the Fund's portfolio holdings is available in the Fund's statement of additional information ("SAI"), which is available at www.innovatoretfs.com.

Additional Risks of Investing in the Fund

Risk is inherent in all investing. Investing in the Fund involves risk, including the risk that you may lose all or part of your investment. There can be no assurance that the Fund will meet its stated objective. Before you invest, you should consider the following supplemental disclosure pertaining to the Principal Risks set forth above as well as additional Non-Principal Risks set forth below in this prospectus.

Principal Risks

Buffered Loss Risk. There can be no guarantee that the Fund will be successful in its strategy to provide buffer protection against Underlying ETF losses if the Underlying ETF's share price decreases by between 5% and 35% over the duration of the Outcome Period. A shareholder may lose their entire investment. The Fund's strategy seeks to deliver returns that match those of the Underlying ETF (up to the Cap), while limiting downside losses, if Shares are held at the time at which the Fund enters into the FLEX Options and held until those FLEX Options expire at the end of the Outcome Period. In the event an investor purchases Shares after the FLEX Options were entered into or sells Shares prior to the expiration of the FLEX Options, the Buffer that the Fund seeks to provide may not be available. Because the value of the FLEX Options depends, in part, on the time remaining until expiration and the Buffer is designed to be in effect at the end of the Outcome Period, it is possible that the Fund's NAV may decrease during the Outcome Period before the Buffer is fully implemented. If a shareholder were to sell at this time, they could recognize losses on their investment. Additionally, because the Buffer is provided by operation of the FLEX Options, the implementation of the Buffer is subject to counterparty risk (for additional information, *see* "Counterparty Risk" herein). The Fund does not provide principal protection or non-principal protection and an investor may experience significant losses on its investment, including the loss of its entire investment.

Capped Upside Return Risk. The Fund's strategy seeks to provide returns that are subject to the Cap. In the event that the Underlying ETF experiences gains in excess of the Cap for the Outcome Period, the Fund will not participate in, and will underperform the Underlying ETF to the extent of, those gains beyond the Cap. The Fund's strategy seeks to deliver returns that match those of the Underlying ETF (up to the Cap), while limiting downside losses, if Shares are held at the time at which the Fund enters into the FLEX Options and held until those FLEX Options expire at the end of the Outcome Period. In the event an investor purchases Shares after the FLEX Options were entered into, there may be little or no ability for that investor to experience an investment gain on their Shares. Further, because the FLEX Options are designed to produce returns that match the price return of the Underlying ETF (subject to the Cap) on the last day of the Outcome Period, if an investor sells Shares prior to the expiration date of the FLEX Options such investor may sell at a point where the Fund's performance does not match the performance of the Underlying ETF over the Outcome Period, and therefore may sell at a point where the Fund has underperformed

the Underlying ETF. The Fund seeks to actively manage its portfolio such that any transaction fees incurred by the Fund in connection with the management of the Fund's assets will not impact the Fund's performance in seeking to provide upside exposure to the Underlying ETF or the Fund's ability to experience returns that match the Cap, to the extent the returns of the Underlying ETF are equal to or greater than the Cap. However, it is not guaranteed that the Fund will be able to successfully manage its assets to contemplate the transaction fees incurred by the Fund to achieve the Outcomes sought by the Fund.

FLEX Options Risk. The Fund will utilize FLEX Options, which are customizable, exchange-traded option contracts that are issued and guaranteed for settlement by the OCC. The Fund bears the risk that the OCC will be unable or unwilling to perform its obligations under the FLEX Options contracts. In the unlikely event that the OCC becomes insolvent or is otherwise unable to meet its settlement obligations, the Fund could suffer significant losses. Additionally, FLEX Options may be less liquid than certain other securities, such as standardized options. In less liquid markets for the FLEX Options, the Fund may have difficulty closing out certain FLEX Options positions at desired times and prices. In connection with the creation and redemption of Shares, to the extent market participants are not willing or able to enter into FLEX Option transactions with the Fund at prices that reflect the market price of the Shares, the Fund's NAV and, in turn the share price of the Fund, could be negatively impacted.

The Fund may experience substantial downside from specific FLEX Option positions and certain FLEX Option positions may expire worthless. The Fund utilizes European style FLEX Option contracts, which are exercisable at the strike price only on the expiration date. As a FLEX Option approaches its expiration date, its value typically increasingly moves with the value of the Underlying ETF. However, prior to such date, the value of the FLEX Options does not increase or decrease at the same rate as the Underlying ETF's share price on a day-to-day basis (although they generally move in the same direction). The value of the FLEX Options held by the Fund will be determined based on market quotations or other recognized pricing methods. The value of the underlying FLEX Options will be affected by, among others, changes in the Underlying ETF's share price, changes in interest rates, changes in the actual and implied volatility of the Underlying ETF and the remaining time to until the FLEX Options expire.

Option Contracts Risk. The use of option contracts involves investment strategies and risks different from those associated with ordinary portfolio securities transactions. The prices of option contracts are volatile and are influenced by, among other things, actual and anticipated changes in the value of the underlying instrument, changes in interest or currency exchange rates, including the anticipated volatility, which are affected by fiscal and monetary policies and by national and international political, changes in the actual or implied volatility or the reference asset, the time remaining until the expiration of the option contract and economic events. There may at times be an imperfect correlation between the movement in values option contracts and the reference asset, and there may at times not be a liquid secondary market for certain option contracts. Option contracts may also involve the use of leverage, which could result in greater price volatility than other markets. The Fund has taken the necessary steps to comply with the requirements of Rule 18f-4 in its usage of FLEX Options. The Fund has adopted and implements a derivatives risk management program that contains policies and procedures reasonably designed to manage the Fund's derivatives risks, has appointed a derivatives risk manager who is responsible for administering the derivatives risk management program, complies with outer limitations on

risks relating to its derivatives transactions and carries out enhanced reporting to the Board, the SEC and the public regarding its derivatives activities. To the extent the Fund is noncompliant with Rule 18f-4, the Fund may be required to adjust its investment portfolio which may, in turn, negatively impact the Fund's ability to deliver the sought-after Outcomes.

Clearing Member Default Risk. Transactions in some types of derivatives, including FLEX Options, are required to be centrally cleared ("*cleared derivatives*"). In a transaction involving cleared derivatives, the Fund's counterparty is a clearing house, such as the OCC, rather than a bank or broker. Since the Fund is not a member of clearing houses and only members of a clearing house ("*clearing members*") can participate directly in the clearing house, the Fund will hold cleared derivatives through accounts at clearing members. In cleared derivatives positions, the Fund will make payments (including margin payments) to, and receive payments from, a clearing house through their accounts at clearing members. Customer funds held at a clearing organization in connection with any option contracts are held in a commingled omnibus account and are not identified to the name of the clearing member's individual customers. As a result, assets deposited by the Fund with any clearing member as margin for its FLEX Options may, in certain circumstances, be used to satisfy losses of other clients of the Fund's clearing member. In addition, although clearing members guarantee performance of their clients' obligations to the clearing house, there is a risk that the assets of the Fund might not be fully protected in the event of the clearing member's bankruptcy, as the Fund would be limited to recovering only a pro rata share of all available funds segregated on behalf of the clearing member's customers for the relevant account class. The Fund is also subject to the risk that a limited number of clearing members are willing to transact on the Fund's behalf, which heightens the risks associated with a clearing member's default. If a clearing member defaults the Fund could lose some or all of the benefits of a transaction entered into by the Fund with the clearing member. The loss of a clearing member for the Fund to transact with could result in increased transaction costs and other operational issues that could impede the Fund's ability to implement its investment strategy. If the Fund cannot find a clearing member to transact with on the Fund's behalf, the Fund may be unable to effectively implement its investment strategy.

Counterparty Risk. Counterparty risk is the risk an issuer, guarantor or counterparty of a security in the Fund is unable or unwilling to meet its obligation on the security. Counterparty risk may arise because of the counterparty's financial condition, market activities, or for other reasons. The Fund may be unable to recover its investment from the counterparty or may obtain a limited and/or delayed recovery. The OCC acts as guarantor and central counterparty with respect to the FLEX Options. As a result, the ability of the Fund to meet its objective depends on the OCC being able to meet its obligations. In the event an OCC clearing member that is a counterparty of the Fund were to become insolvent, the Fund may have some or all of its FLEX Options closed without its consent or may experience delays or other difficulties in attempting to close or exercise its affected FLEX Options positions, both of which would impair the Fund's ability to deliver on its investment strategy. The OCC's rules and procedures are designed to facilitate the prompt settlement of options transactions and exercises, including for clearing member insolvencies. However, there is the risk that the OCC and its backup system will fail if clearing member insolvencies are substantial or widespread. In the unlikely event that the OCC becomes insolvent or is otherwise unable to meet its settlement obligations, the Fund could suffer significant losses.

Outcome Period Risk. The Fund's investment strategy is designed to deliver returns that match those of the Underlying ETF's share price if Shares are held from the time the Fund enters into the FLEX Options and held until those FLEX Options expire at the end of the Outcome Period. Because the Fund utilizes European style option contracts, the Outcomes are designed to be produced only on the expiration date of the FLEX Options on the final day of the Outcome Period. In the event an investor purchases Shares after the FLEX Options were entered into or sells Shares prior to the expiration of the FLEX Options, the returns realized by the investor will not match those that the Fund seeks to provide.

Upside Participation Risk. There can be no guarantee that the Fund will be successful in its strategy to provide shareholders with a total return that matches the increases in the price of the Underlying ETF over the Outcome Period, subject to a maximum return imposed by the Cap. Because the value of the Fund's FLEX Options does not increase or decrease at the same rate as the Underlying ETF's share price on a day-to-day basis (although they generally move in the same direction), the Fund may underperform the increases in the share price of the Underlying ETF until the end of the Outcome Period. To the extent the price of the Underlying ETF increases beyond the Fund's Cap, the Fund will not participate in such gains, and will underperform the Underlying ETF. In the event an investor purchases Shares after the FLEX Options were entered into or does not stay invested in the Fund for the entirety of the Outcome Period, the returns realized by such investor may not match those that the Fund seeks to achieve.

Cap Change Risk. A new Cap is established at the beginning of each Outcome Period and is dependent on prevailing market conditions at the time the Cap is established. As such, the Cap may rise or fall from one Outcome Period to the next and is unlikely to remain the same for consecutive Outcome Periods. Investors should monitor the changes in the Cap for each Outcome Period, information for which will be made available pursuant to the procedure outlined in the Fund's prospectus.

Underlying ETF Risk. Because the value of the FLEX Options held by the Fund are based on the value of the Underlying ETF, the Fund's investment performance largely depends on the investment performance and associated risks of the Underlying ETF. The Underlying ETF is subject to many of the same structural risks as the Fund that are described in more detail herein, such as Authorized Participant Concentration Risk, Fluctuation of Net Asset Value Risk, Market Maker Risk, Market Risk, Operational Risk and Trading Issues Risk. However, the risks of investing in an ETF also include the risks associated with the underlying investments held by the ETF. As such, the Fund may be subject to the following risks as a result of its exposure to the Underlying ETF through its usage of FLEX Options:

Equity Securities Risk. The Underlying ETF invests in equity securities, and therefore the Fund has exposure to the equity securities markets due to its investment in FLEX Options that reference the Underlying ETF. Investments in equity securities are subject to market risks that may cause their prices to fluctuate over time. The value of your investment in the Fund is based on the market prices of the securities to which the Underlying ETF has exposure. These prices change daily due to economic and other events that affect particular companies and other issuers or the market as a whole. Historically, the equity markets have moved in cycles so that

the value of the Underlying ETF's equity securities may fluctuate from day-to-day. Individual companies may report poor results or be negatively affected by industry and/or economic trends and developments and the prices of their securities may suffer a decline in response.

Information Technology Companies Risk. The Underlying ETF invests significantly in information technology companies, which results in the Fund having significant exposure to such companies through its exposure to the Underlying ETF by virtue of its usage of FLEX Options. Information technology companies produce and provide hardware, software and information technology systems and services. Information technology companies are generally subject to the following risks: rapidly changing technologies and existing produce obsolescence; short product life cycles; fierce competition; aggressive pricing and reduced profit margins; the loss of patent, copyright and trademark protections; cyclical market patterns; evolving industry standards; and frequent new product introductions and new market entrants. Information technology companies may be smaller and less experienced companies, with limited product lines, markets or financial resources and fewer experienced management or marketing personnel. Information technology company stocks, particularly those involved with the internet, have experienced extreme price and volume fluctuations that are often unrelated to their operating performance. In addition, information technology companies are particularly vulnerable to federal, state and local government regulation, and competition and consolidation, both domestically and internationally, including competition from foreign competitors with lower production costs. Information technology companies are facing increased government and regulatory scrutiny and may be subject to adverse government or regulatory action. Information technology companies also face competition for services of qualified personnel and heavily rely on patents and intellectual property rights and the ability to enforce such rights to maintain a competitive advantage.

Large Capitalization Companies Risk. The Underlying ETF invests in the securities of large capitalization companies, which results in the Fund having significant exposure to such companies through its exposure to the Underlying ETF by virtue of its usage of FLEX Options. Large capitalization companies may grow at a slower rate and be less able to adapt to changing market conditions than smaller capitalization companies. Thus, the return on investment in securities of large capitalization companies may be less than the return on investment in securities of small and/or mid capitalization companies. Large capitalization companies may go in and out of favor based on market and economic conditions. Although the securities of larger companies may, on average, be less volatile than those of companies with smaller market capitalizations, during different market cycles, the performance of large capitalization companies tends to trail the overall market during different market cycles.

Correlation Risk. The FLEX Options held by the Fund are European style option contracts and therefore will be exercisable at the strike price only on their expiration date. As a FLEX Option approaches its expiration date, its value typically will increasingly move with the value of the Underlying ETF. However, prior to the expiration date, the value of the FLEX Options prior to the expiration date may vary versus the value of the Underlying ETF because of related factors other than the value of the Underlying ETF. Factors that may influence the value of the FLEX Options include interest rate changes and implied volatility levels of the Underlying ETF, among others. The value of the FLEX Options will be determined based upon market quotations or using other

recognized pricing methods. The value of the FLEX Options held by the Fund typically do not increase or decrease at the same level as the Underlying ETF's share price on a day-to-day basis due to these factors (although they generally move in the same direction).

Authorized Participant Concentration Risk. Only an authorized participant may engage in creation or redemption transactions directly with the Fund. The Fund has a limited number of institutions that may act as authorized participants on an agency basis (*i.e.*, on behalf of other market participants). Authorized participants are not obligated to make a market in Shares or submit orders for the issuance or redemption of Creation Units. To the extent that authorized participants exit the business or are unable to proceed with orders for the issuance or redemption of Creation Units and no other authorized participant is able to step forward to fulfill the order, Shares may be more likely to trade at a premium or discount to NAV and possibly face trading halts and/or delisting, and the bid/ask spread on Shares may widen.

Cash Transactions Risk. The Fund may effectuate all or a portion of the issuance and redemption of Creation Units for cash, rather than in-kind securities. As a result, an investment in the Fund may be less tax-efficient than an investment in an ETF that effectuates its Creation Units only on an in-kind basis. ETFs are able to make in-kind redemptions to avoid being taxed on gains on the distributed portfolio securities at the fund level. A fund that effects redemptions for cash may be required to sell portfolio securities in order to obtain the cash needed to distribute redemption proceeds. Any recognized gain on these sales by the fund will generally cause such fund to recognize a gain it might not otherwise have recognized, or to recognize such gain sooner than would otherwise be required if it were to distribute portfolio securities only in-kind. The Fund intends to distribute gains that arise by virtue of the issuance and redemption of Creation Units being effectuated in cash to shareholders to avoid being taxed on this gain at the fund level and otherwise comply with special tax rules that apply to it. This may cause shareholders to be subject to tax on gains they would not otherwise be subject to, or at an earlier date than if they had made an investment in another ETF. Moreover, cash transactions may have to be carried out over several days if the securities market is relatively illiquid and may involve considerable brokerage fees and taxes. These brokerage fees and taxes, which will be higher than if the Fund sold and redeemed its shares principally in-kind, will be passed on to those purchasing and redeeming Creation Units in the form of creation and redemption transaction fees. In addition, these factors may result in wider spreads between the bid and the offered prices of Shares than for ETFs that distribute portfolio securities in-kind. The Fund's use of cash for creations and redemptions could also result in dilution to the Fund and increased transaction costs, which could negatively impact the Fund's ability to achieve its investment objective.

Cyber Security Risk. As the use of Internet technology has become more prevalent in the course of business, the investment industry has become more susceptible to potential operational risks through breaches in cyber security. A breach in cyber security refers to both intentional and unintentional events that may cause the Fund to lose proprietary information, suffer data corruption or lose operational capacity. Such events could cause the Fund to incur regulatory penalties, reputational damage, additional compliance costs associated with corrective measures and/or financial loss. Cyber security breaches may involve unauthorized access to the Fund's digital information systems through "hacking" or malicious software coding, but may also result from outside attacks such as denial-of-service attacks through efforts to make network services unavailable to intended users. In addition, cyber security breaches of the Fund's third-party service

providers, such as its administrator, transfer agent, or custodian can also subject the Fund to many of the same risks associated with direct cyber security breaches. The Fund has established risk management systems designed to reduce the risks associated with cyber security. However, there is no guarantee that such efforts will succeed, especially because the Fund does not directly control the cyber security systems of issuers or third-party service providers. The Fund may incur substantial costs in order to resolve or prevent cyber security incidents in the future.

Investment Objective Risk. Certain circumstances under which the Fund might not achieve its objective include, but are not limited, to (i) if the Fund disposes of FLEX Options, (ii) if the Fund is unable to maintain the proportional relationship based on the number of FLEX Options in the Fund's portfolio, (iii) a significant accrual of Fund expenses in connection with effecting the Fund's principal investment strategy or (iv) adverse tax law changes affecting the treatment of FLEX Options. The Fund is also subject to management risk as an actively-managed fund, which may cause it not to achieve its investment objective.

Liquidity Risk. The market for the Fund's FLEX Options may become less liquid as a result of adverse market or economic conditions or other unrelated reasons. In the event that trading in the underlying FLEX Options is limited or absent, the value of the Fund's FLEX Options may decrease. There is no guarantee that a liquid secondary trading market will exist for the FLEX Options. The trading in FLEX Options may be less deep and liquid than the market for certain other securities, including certain non-customized option contracts. In a less liquid market for the FLEX Options, terminating the FLEX Options may require the payment of a premium or acceptance of a discounted price and may take longer to complete. Additionally, the liquidation of a large number of FLEX Options may more significantly impact the price in a less liquid market. Further, the Fund requires a sufficient number of participants to facilitate the purchase and sale of options on an exchange to provide liquidity to the Fund for its FLEX Option positions. A less liquid trading market may adversely impact the value of the FLEX Options and the value of your investment.

Management Risk. The Fund is subject to management risk because it is an actively managed portfolio. The Sub-Adviser applies investment techniques and risk analyses in making investment decisions for the Fund, but there can be no guarantee that the Fund will meet its investment objective, produce the Outcomes or perform as well as similarly situated funds.

Market Maker Risk. The Fund faces market trading risks, including the potential lack of an active market for Shares due to a limited number of market makers. If the Fund has lower average daily trading volumes, it may rely on a small number of third-party market makers to provide a market for the purchase and sale of Shares. Any trading halt or other problem relating to the trading activity of these market makers could result in a dramatic change in the spread between the Fund's NAV and the price at which the Shares are trading on the Exchange, which could result in a decrease in the market price of the Shares. In addition, decisions by market makers or authorized participants to reduce their role or step away from these activities in times of market stress could inhibit the effectiveness of the arbitrage process in maintaining the relationship between the underlying values of the Fund's portfolio securities and the Fund's market price. This reduced effectiveness could result in Shares trading at a discount to NAV and in greater than normal intra-day bid-ask spreads for Shares.

Market Risk. The Fund could lose money over short periods due to short-term market movements and over longer periods during more prolonged market downturns. Assets may decline in value due to factors affecting financial markets generally or particular asset classes or industries represented in the markets. The value of FLEX Options or other assets may also decline due to general market conditions, economic trends or events that are not specifically related to the issuer of the security or other asset, or due to factors that affect a particular issuer or issuers, country, group of countries, region, market, industry, group of industries, sector or asset class. During a general market downturn, multiple asset classes may be negatively affected. Changes in market conditions and interest rates will not have the same impact on all types of securities. Values of securities may change due to factors such as inflation, changes in interest rates, changes in regulatory requirements, bank failures, political climate deterioration or developments, armed conflicts, natural disasters or future health crises, may negatively impact market conditions, and cause a decrease in the value of securities. Other unexpected political, regulatory and diplomatic events within the U.S. and abroad may affect investor and consumer confidence and may adversely impact financial markets and the broader economy. These events, and any other future events, may adversely affect the prices and liquidity of the Fund's investments and could result in disruptions in the trading markets. Securities, including the Shares, are subject to market fluctuations and liquidity constraints that may be caused by such factors or other economic, political, or regulatory developments, and/or perceived trends in securities prices. Shares of the Fund could decline in value or underperform other investments. In addition, local, regional or global events such as war, acts of terrorism, spread of infectious diseases or other public health issues, recessions, or other events could have a significant negative impact on a Fund and its investments. Such events may affect certain geographic regions, countries, sectors and industries more significantly than others. Such events could result in disruptions to trading markets and could also adversely affect the prices and liquidity of a Fund's holdings. Any of such circumstances could result in increased market volatility and/or have a materially negative impact on the value of Shares or the liquidity of an investment. During any such events, Shares may trade at greater premiums or discounts to their NAV and the bid/ask spread on Shares may widen. The future potential economic impact of any such future events is impossible to predict and could result in adverse market conditions that impact the performance of the Fund.

Non-Diversification Risk. The Fund is classified as "non-diversified" under the 1940 Act. As a result, the Fund is only limited as to the percentage of its assets which may be invested in the securities of any one issuer by the diversification requirements imposed by the Code. The Fund may invest a relatively high percentage of its assets in a limited number of issuers. As a result, the Fund may be more susceptible to a single adverse economic or regulatory occurrence affecting one or more of these issuers, experience increased volatility and be highly invested in certain issuers.

Operational Risk. The Fund is exposed to operational risks arising from a number of factors, including, but not limited to, human error in the calculation of the Cap, processing and communication errors, errors of the Fund's service providers, counterparties or other third-parties, failed or inadequate processes and technology or systems failures. Additionally, cyber security failures or breaches of the electronic systems of the Fund and/or its service providers may disrupt or negatively impact the operation of the Fund which may result in financial losses to the Fund and

its shareholders. The Fund and its Adviser and Sub-Adviser seek to reduce these operational risks through controls and procedures. However, these measures do not address every possible risk and may be inadequate to address these risks.

Premium/Discount Risk. Shares trade on the Exchange at market prices rather than their NAV. The Fund's NAV represents the value of the Fund's investments and is calculated by taking the sum of the Fund's assets less the Fund's liabilities, if any. The NAV per Share is the value of a Share's portion of all of the Fund's net assets. The market price of Shares generally corresponds to movements in the Fund's NAV as well as the relative supply and demand for Shares on the Exchange. The market price may be at, above (a premium) or below (a discount) the Fund's NAV. Differences in market prices of Shares and the NAV per Share may be due, in large part, to the fact that supply and demand forces at work in the secondary trading market for Shares will be closely related to, but not identical to, the same forces influencing the prices of the Fund's holdings trading individually or in the aggregate at any point in time. These differences can be especially pronounced during times of market volatility or stress. During these periods, the demand for Shares may decrease considerably and cause the market price of Shares to deviate, and in some cases deviate significantly, from the Fund's NAV. Additionally, decisions by market makers and/or authorized participants or reduced effectiveness of the arbitrage process in maintaining the relationship of the Fund's NAV to the market price of its Shares could result in the Shares trading at a premium, or discount to NAV and the bid/ask spread on Shares may widen.

Tax Risk. The Fund intends to elect and to qualify each year to be treated as a RIC under Subchapter M of the Code. However, the federal income tax treatment of certain aspects of the proposed operations of the Fund are not entirely clear. This includes the tax aspects of the Fund's options strategy, its hedging strategy, the possible application of the "straddle" rules, and various loss limitation provisions of the Code. If, in any year, the Fund fails to qualify as a RIC under the applicable tax laws, the Fund would be taxed as an ordinary corporation. The Fund intends to treat any income it may derive from the FLEX Options as "qualifying income" under the provisions of the Code applicable to RICs. In addition, based upon language in the legislative history, the Fund intends to treat the issuer of the FLEX Options as the referenced asset, which, assuming the referenced asset qualifies as a RIC, would allow the Fund to qualify for special rules in the RIC diversification requirements. If the income is not qualifying income or the issuer of the FLEX Options is not appropriately the referenced asset, the Fund could lose its own status as a RIC. The FLEX Options included in the portfolio are exchange-traded options. Under Section 1256 of the Code, certain types of exchange-traded options are treated as if they were sold (*i.e.*, "marked to market") at the end of each year. The Fund does not believe that the positions held by the Fund will be subject to Section 1256, which means that the positions will not be marked to market. In the event that a shareholder purchases Shares of the Fund shortly before a distribution by the Fund, the entire distribution may be taxable to the shareholder even though a portion of the distribution effectively represents a return of the purchase price.

Trading Issues Risk. Although Shares are listed for trading on the Exchange, there can be no assurance that an active trading market for Shares will develop or be maintained. Shares trade on the Exchange at market prices that may be below, at or above the Fund's NAV. Trading in Shares on the Exchange may be halted due to market conditions or for reasons that, in the view of the Exchange, make trading in Shares inadvisable. In addition, trading in Shares on the Exchange is subject to trading halts caused by extraordinary market volatility pursuant to the Exchange "circuit breaker" rules. Market makers are under no obligation to make a market in the Shares,

and authorized participants are not obligated to submit purchase or redemption orders for Creation Units. There can be no assurance that the requirements of the Exchange necessary to maintain the listing of the Fund will continue to be met or will remain unchanged.

Valuation Risk. During periods of reduced market liquidity or in the absence of readily available market quotations for the holdings of the Fund, the valuation of the Fund's FLEX Options will become more difficult. In market environments where there is reduced availability of reliable objective pricing data, the judgment of the Fund's investment adviser in determining the fair value of the security may play a greater role. While such determinations may be made in good faith, it may nevertheless be more difficult for the Fund to accurately assign a daily value. The Fund's Valuation Procedures adopted Innovator as Valuation Designee (as reviewed, approved, and subject to the oversight of the Board) complies with Rule 2a-5 under the 1940 Act. Pursuant to Rule 2a-5, the Board oversees the implementation of the Valuation Procedures. While the Fund's program is designed to contemplate the specific risks of the Fund, there is no guarantee the program will adequately do so each time, and value may not be properly selected for the Fund.

Management of the Fund

The Fund is a series of Innovator ETFs Trust, an investment company registered under the 1940 Act. The Fund is treated as a separate fund with its own investment objectives and policies. The Trust is organized as a Delaware statutory trust. The Board is responsible for the overall management and direction of the Trust. The Board elects the Trust's officers and approves all significant agreements, including those with the Adviser, Sub-Adviser, custodian and fund administrative and accounting agent.

Investment Adviser

Innovator Capital Management, LLC, 109 North Hale Street, Wheaton, Illinois 60187, serves as the Fund's investment adviser. In its capacity as Adviser, Innovator has overall responsibility for selecting and monitoring the Fund's investments and managing the Fund's business affairs.

Investment Sub-Adviser

Milliman Financial Risk Management LLC, 71 South Wacker Drive, 31st Floor, Chicago, Illinois 60606, serves as the Fund's investment sub-adviser. Milliman has responsibility for managing the Fund's investment program in pursuit of its investment objective.

Portfolio Managers

Robert T. Cummings and Yin Bhuyan serve as the Fund's portfolio managers.

- *Robert T. Cummings – Principal, Senior Director and Head of Portfolio Management at Milliman.* Mr. Cummings has served in this role since 2007. Mr. Cummings has more than 13 years of experience as a trader with a primary focus on options. Prior to joining Milliman, he was involved in various proprietary trading strategies and was a portfolio manager of associated derivatives funds. These strategies included volatility arbitrage,

global macro, and high-frequency trading. Entities at which Mr. Cummings has previously worked include Citadel Investment Group, TradeNet (as a primary market maker on the Chicago Board Options Exchange), KCM Group and Spyglass Capital Management.

- *Yin Bhuyan – ETF Portfolio Manager at Milliman.* Ms. Bhuyan has more than 10 years of experience in capital markets. Prior to joining Milliman, Yin traded in the S&P options pit at CBOE. She has served both as a market maker and a portfolio manager. Her former experience is in risk management and volatility arbitrage. Yin’s current primary focus had been in managing Defined Outcome ETFs and index tracking ETFs.

For additional information concerning Innovator and Milliman, including a description of the services provided to the Fund, please see the Fund’s SAI. Additional information regarding the portfolio managers’ compensation, other accounts managed by the portfolio managers and the portfolio managers’ ownership of Shares may also be found in the SAI.

MANAGEMENT FEE

Pursuant to an investment advisory agreement between Innovator and the Trust, on behalf of the Fund (the “*Investment Management Agreement*”), the Fund has agreed to pay an annual unitary management fee to Innovator in an amount equal to 0.79% of its average daily net assets. This unitary management fee is designed to pay the Fund’s expenses and to compensate Innovator for the services it provides to the Fund. Out of the unitary management fee, Innovator pays substantially all expenses of the Fund, including the cost of transfer agency, custody, fund administration, legal, audit and other service and license fees. However, Innovator is not responsible for distribution and service fees payable pursuant to a Rule 12b-1 plan, if any, brokerage commissions and other expenses connected with the execution of portfolio transactions, taxes, interest, and extraordinary expenses.

Pursuant to an investment sub-advisory agreement between Innovator, Milliman and the Trust, on behalf of the Fund (the “*Investment Sub-Advisory Agreement*”), Innovator has agreed to pay an annual sub-advisory fee to Milliman in an amount based on the Fund’s average daily net assets. Innovator is responsible for paying the entirety of Milliman’s sub-advisory fee. The Fund does not directly pay Milliman.

A discussion regarding the basis for the Board’s approval of the Investment Management Agreement and Investment Sub-Advisory Agreement on behalf of the Fund is available in the Fund’s Annual Report to shareholders for the fiscal year ended October 31, 2023.

Manager of Managers Structure. The Fund and Innovator have received an exemptive order from the SEC to operate under a manager of managers structure that permits Innovator, with the approval of the Board, to appoint and replace sub-advisers, enter into sub-advisory agreements, and materially amend and terminate sub-advisory agreements on behalf of the Fund without shareholder approval (“*Manager of Managers Structure*”). Under the Manager of Managers Structure, Innovator has ultimate responsibility, subject to oversight by the Board, for overseeing the Fund’s sub-advisers and recommending to the Board their hiring, termination, or replacement. The SEC order does not apply to any sub-adviser that is affiliated with the Fund or Innovator.

The Manager of Managers Structure enables the Fund to operate with greater efficiency and without incurring the expense and delays associated with obtaining shareholder approvals for matters relating to any sub-adviser or the sub-advisory agreement. The Manager of Managers Structure does not permit an increase in the advisory fees payable by the Fund without shareholder approval. Shareholders will be notified of any changes made to any sub-adviser or a sub-advisory agreement within 90 days of the change.

How to Buy and Sell Shares

The Fund will issue or redeem its Shares at NAV per Share only in Creation Units. Most Fund shareholders will buy and sell Shares in secondary market transactions through brokers. Shares will be listed for trading on the secondary market on the Exchange. Shares can be bought and sold throughout the trading day like other publicly traded shares. Share prices are reported in dollars and cents per Share. There is no minimum investment. When buying or selling Shares through a broker, you will incur customary brokerage commissions and charges, and you may pay some or all of the spread between the bid and the offered price in the secondary market on each leg of a round trip (purchase and sale) transaction. Because Shares trade at market price rather than NAV, a Fund shareholder may pay more than NAV when purchasing Shares and receive less than NAV when selling Shares.

Authorized participants may acquire Shares directly from the Fund, and authorized participants may tender their Shares for redemption directly to the Fund, at NAV per Share only in Creation Units, and in accordance with the procedures described in the SAI.

BOOK ENTRY

Shares are held in book-entry form, which means that no stock certificates are issued. The Depository Trust Company (“DTC”) or its nominee is the record owner of all outstanding Shares and is recognized as the owner of all Shares for all purposes.

Investors owning Shares are beneficial owners as shown on the records of DTC or its participants. DTC serves as the securities depository for all Shares. Participants in DTC include securities brokers and dealers, banks, trust companies, clearing corporations and other institutions that directly or indirectly maintain a custodial relationship with DTC. As a beneficial owner of Shares, you are not entitled to receive physical delivery of stock certificates or to have Shares registered in your name, and you are not considered a registered owner of Shares. Therefore, to exercise any right as an owner of Shares, you must rely upon the procedures of DTC and its participants. These procedures are the same as those that apply to any other stocks that you hold in book entry or “street name” form.

SHARE TRADING PRICES

The trading prices of Shares on the Exchange is based on market price and may differ from the Fund’s daily NAV. Market forces of supply and demand, economic conditions and other factors may affect the trading prices of Shares.

FREQUENT PURCHASES AND REDEMPTIONS OF SHARES

The Fund does not impose restrictions on the frequency of purchases and redemptions (“*market timing*”), and has adopted no policies and procedures with respect to market timing activities. In making this determination, the Board considered the risks associated with market timing activities by the Fund’s shareholders, including, dilution, disruption of portfolio management, increases in the Fund’s trading costs and the potential for the realization of capital gains.

Shares may be purchased and redeemed directly from the Fund only when aggregated into one or more Creation Units by authorized participants that have entered into agreements with the Fund’s distributor. The vast majority of trading in Shares occurs on the secondary market and does not involve the Fund directly. Cash trades on the secondary market are unlikely to cause many of the harmful effects of frequent purchases and/or redemptions of Shares detailed above. To the extent the Fund may effect the issuance or redemption of Creation Units in exchange wholly or partially for cash, such trades could result in disruption of portfolio management, dilution to the Fund and increased transaction costs, which could negatively impact the Fund’s ability to achieve its investment objectives, and may lead to the realization of capital gains. These consequences may increase as the frequency of cash purchases and redemptions of Creation Units by authorized participants increases. However, direct trading by authorized participants is critical to ensuring that Shares trade at or close to NAV.

To minimize these potential consequences of frequent purchases and redemptions of Shares, the Fund imposes transaction fees on purchases and redemptions of Creation Units to cover the custodial and other costs the Fund incurs in effecting trades. In addition, the Fund reserves the right to not accept orders from authorized participants that Innovator has determined may be disruptive to the management of the Fund or otherwise are not in the best interests of the Fund. For these reasons, the Board has not adopted policies and procedures with respect to frequent purchases and redemptions of Shares.

Dividends, Distributions and Taxes

Ordinarily, dividends from net investment income, if any, are declared and paid at least annually by the Fund. The Fund distributes its net realized capital gains, if any, to shareholders annually.

Distributions in cash may be reinvested automatically in additional whole Shares only if the broker through whom you purchased Shares makes such option available.

TAXES

This section summarizes some of the main U.S. federal income tax consequences of owning Shares of the Fund. This section is current as of the date of this prospectus. Tax laws and interpretations change frequently, and this summary does not describe all of the tax consequences to all taxpayers. For example, this summary generally does not describe your situation if you are a corporation, a non-U.S. person, a broker-dealer, or other investor with special circumstances. In addition, this section does not describe your state, local or non-U.S. tax consequences.

This federal income tax summary is based in part on the advice of counsel to the Fund. The Internal Revenue Service could disagree with any conclusions set forth in this section. In addition, counsel to the Fund was not asked to review, and has not reached a conclusion with respect to, the federal income tax treatment of the assets to be included in the Fund. This may not be sufficient for you to use as the purpose of avoiding penalties under federal tax law.

As with any investment, you should seek advice based on your individual circumstances from your own tax advisor.

The Fund intends to continue to qualify as a “regulated investment company” under the federal tax laws. If the Fund qualifies as a regulated investment company and distributes its income as required by the tax law, the Fund generally will not pay federal income taxes.

As with any investment, you should consider how your investment in Shares will be taxed. The tax information in this prospectus is provided as general information. You should consult your own tax advisor about the tax consequences of an investment in Shares.

Unless your investment in Shares is made through a tax-exempt entity or tax-deferred retirement account, such as an IRA plan, you need to be aware of the possible tax consequences when:

- The Fund makes distributions,
- You sell your Shares listed on the Exchange, and
- You purchase or redeem Creation Units.

To maintain its status as a RIC, the Fund must meet certain income, diversification and distributions tests. The Fund intends to treat any income that it may derive from the FLEX Options as “qualifying income” under the provisions of the Code applicable to RICs. In addition, based upon language in the legislative history, the Fund intends to treat the issuer of the FLEX Options as the referenced asset, which, assuming the referenced asset qualifies as a RIC, would allow the Fund to qualify for special rules in the RIC diversification requirements. If the income is not qualifying income or the issuer of the FLEX Options is not appropriately the referenced asset, the Fund could lose its own status as a RIC.

TAXES ON DISTRIBUTIONS

The Fund’s distributions are generally taxable. After the end of each year, you will receive a tax statement that separates the distributions of the Fund into two categories, ordinary income distributions and capital gain dividends. Ordinary income distributions are generally taxed at your ordinary tax rate; however, certain ordinary income distributions received from the Fund may be taxed at the capital gains tax rates. Generally, you will treat all capital gain dividends as long-term capital gains regardless of how long you have owned your Shares. To determine your actual tax liability for your capital gain dividends, you must calculate your total net capital gain or loss for the tax year after considering all of your other taxable transactions, as described below. In addition, the Fund may make distributions that represent a return of capital for tax purposes and thus will generally not be taxable to you; however, such distributions may reduce your tax basis in your Shares, which could result in you having to pay higher taxes in the future when Shares

are sold, even if you sell the Shares at a loss from your original investment. The tax status of your distributions from the Fund is not affected by whether you reinvest your distributions in additional Shares or receive them in cash. The income from the Fund that you must take into account for federal income tax purposes is not reduced by amounts used to pay a deferred sales fee, if any. The tax laws may require you to treat distributions made to you in January as if you had received them on December 31 of the previous year.

Income from the Fund may also be subject to a 3.8% “Medicare tax.” This tax generally applies to your net investment income if your adjusted gross income exceeds certain threshold amounts, which are \$250,000 in the case of married couples filing joint returns and \$200,000 in the case of single individuals.

A corporation that owns Shares generally will not be entitled to the dividends received deduction with respect to many dividends received from the Fund because the dividends received deduction is generally not available for distributions from regulated investment companies.

If you are an individual, the maximum marginal stated federal tax rate for net capital gain is generally 20% (15% or 0% for taxpayers with taxable incomes below certain thresholds). Capital gains may also be subject to the Medicare tax described above.

Net capital gain equals net long-term capital gain minus net short-term capital loss for the taxable year. Capital gain or loss is long-term if the holding period for the asset is more than one year and is short-term if the holding period for the asset is one year or less. You must exclude the date you purchase your Shares to determine your holding period. However, if you receive a capital gain dividend from the Fund and sell your Shares at a loss after holding it for six months or less, the loss will be recharacterized as long-term capital loss to the extent of the capital gain dividend received. The tax rates for capital gains realized from assets held for one year or less are generally the same as for ordinary income. The Code treats certain capital gains as ordinary income in special situations.

An election may be available to shareholders to defer recognition of the gain attributable to a capital gain dividend if they make certain qualifying investments within a limited time. Shareholders should talk to their tax advisor about the availability of this deferral election and its requirements.

TAXES ON EXCHANGE LISTED SHARES

If you sell or redeem your Shares, you will generally recognize a taxable gain or loss. To determine the amount of this gain or loss, you must subtract your tax basis in your Shares from the amount you receive in the transaction. Your tax basis in your Shares is generally equal to the cost of your Shares, generally including sales charges. In some cases, however, you may have to adjust your tax basis after you purchase your Shares.

TAXES AND PURCHASES AND REDEMPTIONS OF CREATION UNITS

If you exchange securities for Creation Units you will generally recognize a gain or a loss. The gain or loss will be equal to the difference between the market value of the Creation Units at the time and your aggregate basis in the securities surrendered and the cash component paid. If you exchange

Creation Units for securities, you will generally recognize a gain or loss equal to the difference between your basis in the Creation Units and the aggregate market value of the securities received and any cash redemption amount. The Internal Revenue Service, however, may assert that a loss realized upon an exchange of securities for Creation Units or Creation Units for securities cannot be deducted currently under the rules governing “wash sales,” or on the basis that there has been no significant change in economic position.

TREATMENT OF THE FLEX OPTIONS

The FLEX Options included in the portfolio are exchange-traded options. Under Section 1256 of the Code, certain types of exchange-traded options are treated as if they were sold (*i.e.*, “marked to market”) at the end of each year. The Fund does not believe that the positions held by the Fund will be subject to Section 1256, which means that the positions will not be marked to market.

However, the Fund’s investments in offsetting positions with respect to the Underlying ETF may be “straddles” for U.S. federal income tax purposes. The straddle rules may affect the character of gains (or losses) realized by the Fund, and losses realized by the Fund on positions that are part of a straddle may be deferred under the straddle rules, rather than being taken into account in calculating taxable income for the taxable year in which the losses are realized. In addition, certain carrying charges (including interest expense) associated with positions in a straddle may be required to be capitalized rather than deducted currently. Certain elections that the Fund may make with respect to its straddle positions may also affect the amount, character and timing of the recognition of gains or losses from the affected positions.

The tax consequences of straddle transactions to the Fund are not entirely clear in all situations under currently available authority. The straddle rules may increase the amount of short-term capital gain realized by the Fund, which is taxed as ordinary income when distributed to U.S. shareholders in a non-liquidating distribution. Because application of the straddle rules may affect the character of gains or losses, defer losses and/or accelerate the recognition of gains or losses from the affected straddle positions, if the Fund makes a non-liquidating distribution of its short-term capital gain, the amount which must be distributed to U.S. shareholders as ordinary income may be increased or decreased substantially as compared to a fund that did not engage in such transactions.

TREATMENT OF FUND EXPENSES

Expenses incurred and deducted by the Fund will generally not be treated as income taxable to you. In some cases, however, you may be required to treat your portion of these Fund expenses as income. You may not be able to take a deduction for some or all of these expenses, even if the cash you receive is reduced by such expenses.

BACKUP WITHHOLDING

The Fund may be required to withhold U.S. federal income tax (“*backup withholding*”) from dividends and capital gains distributions paid to shareholders. Federal tax will be withheld if (1) the shareholder fails to furnish the Fund with the shareholder’s correct taxpayer identification number

or social security number, (2) the IRS notifies the shareholder or the Fund that the shareholder has failed to report properly certain interest and dividend income to the IRS and to respond to notices to that effect, or (3) when required to do so, the shareholder fails to certify to the Fund that he or she is not subject to backup withholding. The current backup withholding rate is 24%. Any amounts withheld under the backup withholding rules may be credited against the shareholder's U.S. federal income tax liability.

NON-U.S. INVESTORS

If you are a non-U.S. investor (*i.e.*, an investor other than a U.S. citizen or resident or a U.S. corporation, partnership, estate or trust), you should be aware that, generally, subject to applicable tax treaties, distributions from the Fund will generally be characterized as dividends for U.S. federal income tax purposes (other than dividends which the Fund properly reports as capital gain dividends) and will be subject to U.S. federal income taxes, including withholding taxes, subject to certain exceptions described below.

However, distributions received by a non-U.S. investor from the Fund that are properly reported by the Fund as capital gain dividends may not be subject to U.S. federal income taxes, including withholding taxes, provided that the Fund makes certain elections and certain other conditions are met. Distributions from the Fund that are properly reported by the Fund as an interest-related dividend attributable to certain interest income received by the Fund or as a short-term capital gain dividend attributable to certain net short-term capital gain income received by the Fund may not be subject to U.S. federal income taxes, including withholding taxes when received by certain non-U.S. investors, provided that the Fund makes certain elections and certain other conditions are met.

Distributions to, and gross proceeds from dispositions of Shares by, (i) certain non-U.S. financial institutions that have not entered into an agreement with the U.S. Treasury to collect and disclose certain information and are not resident in a jurisdiction that has entered into such an agreement with the U.S. Treasury and (ii) certain other non-U.S. entities that do not provide certain certifications and information about the entity's U.S. owners may be subject to a U.S. withholding tax of 30%. However, proposed regulations may eliminate the requirement to withhold on payments of gross proceeds from dispositions.

The foregoing discussion summarizes some of the possible consequences under current federal tax law of an investment in the Fund. It is not a substitute for personal tax advice. You also may be subject to state and local taxes on Fund distributions and sales of Shares.

Consult your personal tax advisor about the potential tax consequences of an investment in Shares under all applicable tax laws. See "Distributions and Taxes" in the SAI for more information.

Distributor

Foreside Fund Services, LLC serves as the distributor of Creation Units for the Fund on an agency basis. The Distributor does not maintain a secondary market in Shares.

Net Asset Value

US Bancorp Fund Services LLC (“USBFS”), the Fund’s administrator and fund accounting agent, calculates the Fund’s NAV at the close of regular trading (ordinarily 4:00 p.m. E.S.T.) every day the New York Stock Exchange is open. The NAV for one Share is the value of that Share’s portion of the net assets of the Fund, which is calculated by taking the market price of the Fund’s total assets, including any interest or dividends accrued but not yet collected, less all liabilities, and dividing such amount by the total number of Shares outstanding. The result, rounded to the nearest cent is the NAV per Share.

Section 2(a)(41) of the 1940 Act provides that when a market quotation is readily available for a fund’s portfolio investments, such investment must be valued at the market value. Rule 2a-5 under the 1940 Act defines a readily available market quotation as “a quoted price (unadjusted) in active markets for identical investments that the fund can access at a measurement date, provided that a quotation will not be readily available if it is not reliable.” If a market quotation is not “readily available” the the portfolio investment must be fair valued as determined in good faith by a fund’s board of trustees. Rule 2a-5 allows a fund’s board of trustees to designate the fund’s investment adviser as the “valuation designee” to perform fair value determinations subject to certain conditions. In accordance with Rule 2a-5, the Board has appointed Innovator as the “Valuation Designee” for the Fund’s portfolio investments. Investments will be fair valued as determined in good faith in accordance with the policies and procedures established by Innovator as the Valuation Designee pursuant to Rule 2a-5 and approved by, and subject to the oversight of, the Board of Trustees. As a general principle, “fair value” represents a good faith approximation of the value of a portfolio investment and is the amount the Fund might reasonably expect to receive from the current sale of that investment in an arm’s-length transaction. The use of fair value prices may result in prices used by the Fund that may differ from current market quotations or official closing prices on the applicable exchange. A variety of factors may be considered in determining the fair value of such securities. While the Valuation Procedures (defined below) are intended to result in the Fund’s NAV calculation that fairly reflects the values as of the time of pricing, the fair value determined for a portfolio instrument may be materially different from the value that could be realized upon the sale of that instrument.

FLEX Options listed on an exchange (*e.g.*, Cboe) will typically be valued at a model-based price provided by the exchange at the official close of that exchange’s trading day. However, when the Fund’s option has a same-day market trading price, this same-day market trading price will be used for FLEX Option values instead of the exchange’s model-based price. If the exchange on which the option is traded is unable to provide a model price, model-based FLEX Options prices will additionally be provided by a backup third-party pricing provider. In selecting the model prices, the Sub-Adviser may provide a review of the calculation of model prices provided by each vendor, and may note to such vendors of any data errors observed, or where an underlying component value of the model pricing package may be missing or incorrect, prior to publication by the vendor of the model pricing to the Fund Accounting Agent for purposes of that day’s NAV. If either pricing vendor is not available to provide a model price for that day, the value of a FLEX option will be determined by Innovator as Valuation Designee in accordance with the Valuation Procedures. In instances where in the same trading day, a particular FLEX Option is represented in an all-cash basket (either a creation

unit or redemption unit), as well as in an in-kind basket (either a creation unit or a redemption unit), for valuation purposes that trading day the Fund will default to use the trade price for both instances, rather than the model price otherwise available for the in-kind transaction.

Common stocks, preferred stocks and other equity securities listed on any national or foreign exchange (excluding the NASDAQ National Market (“*NASDAQ*”) and the London Stock Exchange Alternative Investment Market (“*AIM*”)) will be valued at the last sale price on the exchange on which they are principally traded or, for NASDAQ and AIM securities, the official closing price. Securities traded on more than one securities exchange are valued at the last sale price or official closing price, as applicable, at the close of the exchange representing the principal market for such securities. Securities traded in the over-the-counter market are valued at the mean of the bid and the asked price, if available, and otherwise at their closing bid price.

Exchange-traded options (other than FLEX Options) and futures contracts will be valued at the closing price in the market where such contracts are principally traded. If no closing price is available, they will be valued at fair value. Any fair value determination will be made in accordance with the policies and procedures established by Innovator as Valuation Designee in accordance with Rule 2a-5.

USBFS may obtain all market quotations used in valuing securities from a third-party pricing service vendor (a “*Pricing Service*”). If no quotation can be obtained from a Pricing Service, then USBFS will contact Innovator. Innovator is responsible for establishing the valuation of portfolio securities and other instruments held by the Fund in accordance with the pricing and valuation procedures adopted by the Board (the “*Valuation Procedures*”). Innovator will then attempt to obtain one or more broker quotes for the security daily and will value the security accordingly.

If no quotation is available from either a Pricing Service, or one or more brokers, or if Innovator has reason to question the reliability or accuracy of a quotation supplied or the use of amortized cost, the value of any portfolio security held by the Fund for which reliable market quotations are not readily available will be determined by Innovator in a manner that most appropriately reflects fair market value of the security on the valuation date. The use of a fair valuation method may be appropriate if, for example: (i) market quotations do not accurately reflect fair value of an investment; (ii) an investment’s value has been materially affected by events occurring after the close of the exchange or market on which the investment is principally traded (for example, a foreign exchange or market); (iii) a trading halt closes an exchange or market early; or (iv) other events result in an exchange or market delaying its normal close.

Fair valuation of an equity security will be based on the consideration of all available information, including, but not limited to, the following: (a) the type of security; (b) the size of the holding; (c) the initial cost of the security; (d) transactions in comparable securities; (e) price quotes from dealers and/or pricing services; (f) relationships among various securities; (g) information obtained by contacting the issuer, analysts, or the appropriate stock exchange; (h) an analysis of the issuer’s financial statements; and (i) the existence of merger proposals or tender offers that might affect the value of the security.

With respect to any non-U.S. securities held by the Fund, the Fund may take factors influencing specific markets or issuers into consideration in determining the fair value of a non-U.S. security. International securities markets may be open on days when the U.S. markets are closed. In such cases, the value of any international securities owned by the Fund may be significantly affected on days when investors cannot buy or sell Shares. In addition, due to the difference in times between the close of the international markets and the time the Fund prices its Shares, the value the Fund assigns to securities generally will not be the same as the quoted or published prices of those securities on their primary markets or exchanges. In determining fair value prices, the Fund may consider the performance of securities on their primary exchanges, foreign currency appreciation/depreciation, securities market movements in the U.S., or other relevant information as related to the securities.

For more information about how the Fund's NAV is determined, please see the section in the SAI entitled "Determining Offering Price and Net Asset Value."

Fund Service Providers

US Bancorp Fund Services LLC is the administrator and transfer agent for the Trust. U.S. Bank, N.A. serves as the custodian for the Trust.

Chapman and Cutler LLP, 320 South Canal Street, Chicago, Illinois 60606, serves as legal counsel to the Trust.

Cohen & Company, Ltd., 342 North Water Street, Suite 830, Milwaukee, Wisconsin 53202, serves as the Fund's independent registered public accounting firm and is responsible for auditing the annual financial statements of the Fund.

Premium/Discount Information

Information showing the number of days the market price of Shares was greater (at a premium) and less (at a discount) than the Fund's NAV for the most recently completed calendar year, and the most recently completed calendar quarters since that year (or the life of the Fund, if shorter), is available at www.innovatoretfs.com.

Other Investment Companies

Section 12(d)(1) of the 1940 Act restricts investments by investment companies in the securities of other investment companies. The SEC adopted Rule 12d1-4 under the 1940 Act, which outlines the requirements under which an investment company may invest in securities of another investment company beyond the limits prescribed in Section 12(d)(1) of the 1940 Act. Any investment by another investment company in the Fund, or by the Fund in another investment company, must comply with Rule 12d1-4 in order to exceed the limits contained in Section 12(d)(1).

Financial Highlights

The financial highlights table is intended to help you understand the Fund's financial performance. The total returns in the table represent how much an investor would have earned (or lost) on an investment in the Fund (assuming reinvestment of all dividends and distributions). Certain information reflects financial results for a single Fund Share. The information below has been audited by Cohen & Company, Ltd., the Trust's independent registered public accounting firm, whose report, along with the Fund's financial statements, are included in the Fund's Annual Report, which is available upon request.

Per Share Operating Performance (For a share outstanding throughout each period)

	Investment Operations:			Capital Share Transactions:		Distributions Paid to Shareholders: Paid from realized gains	Changes in Net Asset Value for the Period	Net Asset Value, End of Period
	Net Asset Value, Beginning of Period	Net investment income/(loss) ^(b)	Net realized and unrealized gain/(loss)	Total From Investment Operations	Transaction fees			
Innovator U.S. Equity Ultra Buffer ETF™ – May								
For the year ended 10/31/2023	\$ 26.33	(0.21)	1.21	1.00	0.01	—	1.01	\$ 27.34
For the year ended 10/31/2022	\$ 28.52	(0.21)	(2.01)	(2.22)	0.03	—	(2.19)	\$ 26.33
For the year ended 10/31/2021	\$ 26.67	(0.22)	2.05	1.83	0.02	—	1.85	\$ 28.52
For the period 4/30/2020 ^(d) - 10/31/2020	\$ 25.63	(0.11)	1.14	1.03	0.01	—	1.04	\$ 26.67

Ratios/Supplemental Data:

	Total return ^(c)	Net assets, end of period (000)	Ratio to Average Net Assets of: ^(a)		Portfolio turnover rate ^(c)
			Expenses	Net investment income/(loss)	
For the year ended 10/31/2023	3.83%	\$ 61,507	0.79%	(0.78)%	0%
For the year ended 10/31/2022	(7.67)%	\$ 99,394	0.79%	(0.79)%	0%
For the year ended 10/31/2021	6.91%	\$ 40,634	0.79%	(0.79)%	0%
For the period 4/30/2020 ^(d) - 10/31/2020	4.06%	\$ 10,669	0.79%	(0.79)%	0%

- (a) Annualized for periods less than one year.
- (b) Net investment income/(loss) per share has been calculated based on average shares outstanding during the period.
- (c) Not annualized for periods less than one year.
- (d) Commencement of operations.



INNOVATOR

INNOVATOR U.S. EQUITY ULTRA BUFFER ETF™ — MAY

For more detailed information on the Fund, several additional sources of information are available to you. The SAI, incorporated by reference into this Prospectus, contains detailed information on the Fund's policies and operation. Additional information about the Fund's investments is available in the annual and semi-annual reports to shareholders. In the Fund's annual reports, you will find a discussion of the market conditions and investment strategies that significantly impacted the Fund's performance during the last fiscal year. The Fund's most recent SAI, annual or semi-annual reports and certain other information are available free of charge by calling the Fund at (800) 208-5212, on the Fund's website at www.innovatoretfs.com or through your financial advisor. Shareholders may call the toll-free number above with any inquiries.

You may obtain this and other information regarding the Fund, including the SAI and Codes of Ethics adopted by the Adviser, Sub-Adviser, Distributor and the Trust, directly from the SEC. Information on the SEC's website is free of charge. Visit the SEC's on-line EDGAR database at <http://www.sec.gov>. You may also request information regarding the Fund by sending a request (along with a duplication fee) to the SEC by sending an electronic request to publicinfo@sec.gov.

Innovator Capital Management, LLC
109 North Hale Street
Wheaton, Illinois 60187
(800) 208-5212
www.innovatoretfs.com

SEC File #: 333-146827
811-22135